

KOKUYO PRODUCT CATALOGUE

2025



KOKUYO

Index

CATALOGUE

WORK SPACE A				MEETING SPACE B				COMMON SPACE C																			
Office Table				Office Chair				Meeting Table				Meeting Chair				Days Office				Lounge Lobby				Storage & Occasions Furniture			
P.4				P.34				P.138				P.210				P.286				P.308				P.388			
Workstation				Executive Chair				Meeting Table				Meeting Chair				Days Table				Lounge Table				Partition			
Saibi — p.6				Philosophy — p.36				Saibi — p.140				ingLIFE — p.212				Flip Top — p.296				Region — p.310				Manitto — p.390			
Zante — p.10				Agata — p.42				Zante — p.148				Pallo — p.220				Pile Pipe — p.298				Perso — p.316				Japan — p.394			
Arch — p.16				Ergonomic Chair				Arch — p.154				Liite — p.226				Days Chair				Lounge Chair				Storage			
BSM2 — p.22								Any — p.232				Cuna — p.238															
Management Set				KOKUYO ing — p.50				Training Table				Stacka — p.242				Offset Frame — p.300				Arceed — p.320				Medix — p.396			
Management 370 Series — p.28				Inspine — p.60				Viena — p.160				Cocotte — p.248				Wood Side — p.302				Any Sofa — p.326				FreeWagon — p.402			
				Bezel — p.70				Calm — p.166				Protty — p.252				Hang Like — p.304				Metti — p.332				Whiteboard			
				Fabre — p.78				Confest — p.172				Kate — p.258								Settle — p.338							
				Duora 2 — p.86				Leafline — p.176				All in one — p.264								Chess — p.342							
				Wizard 4 — p.94				Quick Collaboration				Spline — p.270								CK750 — p.346							
				Mitra 2 — p.104								Piega — p.276								Coode — p.350							
				Airfort 2 — p.112				Initia — p.180				Clavo — p.282								Mycket — p.358							
				Folia — p.120				Franka — p.186												Plocka — p.366							
				Entry 2 — p.128				Any Table — p.192																			
Task Chair				Workfit — p.198																							
				Leafline/s — p.208																							
				Legno — p.134																							
																				Collaborative							
																								Focus			
																								Notion — p.380			
																								Interval — p.384			

Office Table

Workstation

Saibi	p.6
Zante	p.10
Arch	p.16
BSM2	p.22

Management Set

Management 370 Series	p.28
-----------------------	------



Saibi P.6



Zante P.10



Arch P.16



BSM2 P.22



Management 370 Series P.28





WORKSTATION

MANAGEMENT SET

EXECUTIVE CHAIR

ERGONOMIC CHAIR

TASK CHAIR

S A I B I

Aesthetics Meet Function at Work Seeking for utility and yet pleasing to sensibility, the philosophy for the next office lies behind this refined design. True comfort lies in the marriage of beauty and function. SAIBI implies beauty in both style and detail. Office space evolves towards greater quality.

A brand new perspective in your office space.

SAIBI is more than just office furniture. It belongs to a management instrument in an era of an ever changing work culture. SAIBI is designed to bring solutions for working as a team or individual work, where collaboration, generate of new ideas and sharing of information take the center stage. It truly reflects the dynamism of the modern office, in this sense. SAIBI gives office planning a brand new perspective.



Furniture Options

Wiring Cover

Wood Wiring Cover Type



Aluminium Wiring Cover Type



Type Variations

Standard Setting



Personal Setting



Booth Setting







Personal Booth Setting



Material Selections





Table Top Colour Options

- | | | |
|---|---|---|
|  |  |  |
| PAW
White | MC1
Grained
Natural | MH3
Grained Medium
(Vertical Pattern) |
|  |  | |
| MT4
Grained Light
Brown | MD8
Grained Dark
Brown | |

*The wood grain top plate is a random pattern, therefore the specification will not match.

Leg Colour Options

- | | |
|---|---|
| Polished Legs | Coated Legs |
|  |  |
| PM | S81
Flat Silver |



WORKSTATION

MANAGEMENT SET

EXECUTIVE CHAIR

ERGONOMIC CHAIR

TASK CHAIR

ZANTE

The ZANTE workstation combines unparalleled design sophistication and quality materials with design flexibility for a range of different layouts and office spaces.



Type Variations

Bench Type



Bench Type



Screen Panels Front and Side



With Front Screen Panel and Side Returns



Booth Type

Desking Type





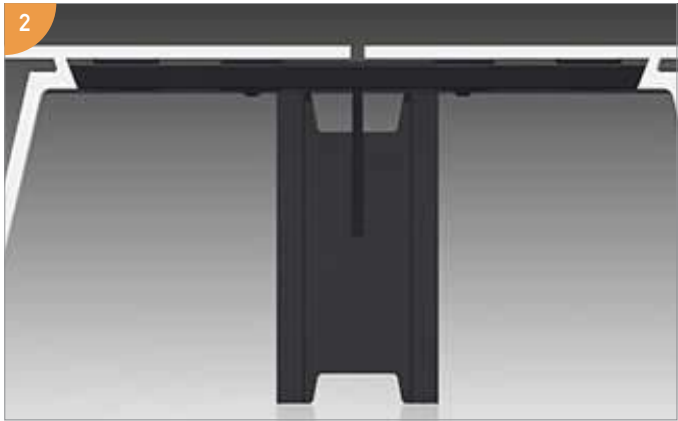
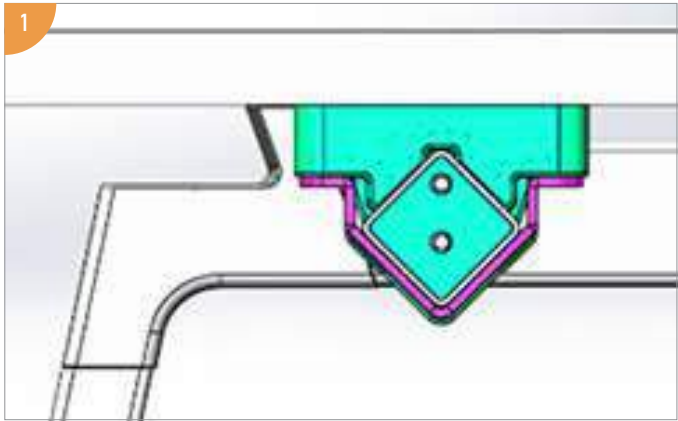
Boomerang Type



L-Shape Desk



Manager Desk



Details

1

Technical efficiency

The construction of the ZANTE workbench is to serve for better durability, support and wire management. With its 45degrees pole underneath the table, it provides a sturdy support. And it has the widest under table wire tray in its category.

2

Better support and wire management

The middle leg width is the largest in it category. With the purpose of a better middle support as well as the leg is width enough for better wire management and distribution.

3


More legs space

The bench could goes up to 10 m in length. With no middle leg obstructing underneath the table, it caters for more people to sit.

Material Selections



Structure Colour



Satin Black

Leg Colour Options



White



Silver



Black



Yellow




Blue



Maple



Cappucino



Dark Oak

Table Top Colour Options



White



Lindau Elsbere



Muranau Maple



Noce Cappucino

Screen Panel Fabric Options



Raw Silk



Sand



Ash



Ametayst



Battleship



Oxidize



Jawa



Ceylon Yellow



Citrine



Orange



Flerne



Crimson



Ruby Wine



Mercury



Rum



Rain Cloud



Precibo



Palace Blue



Aqua



Forest



Apple Green



Apple



Purple



Indigo



Black

*All Colours as shown may vary from actual colour.



Accessory Options

Side Caddy with Cushion Top



Monitor Arm (Side / Double)



Namecard Plate Holder



Whiteboard Holder





WORKSTATION

MANAGEMENT SET

EXECUTIVE CHAIR

ERGONOMIC CHAIR

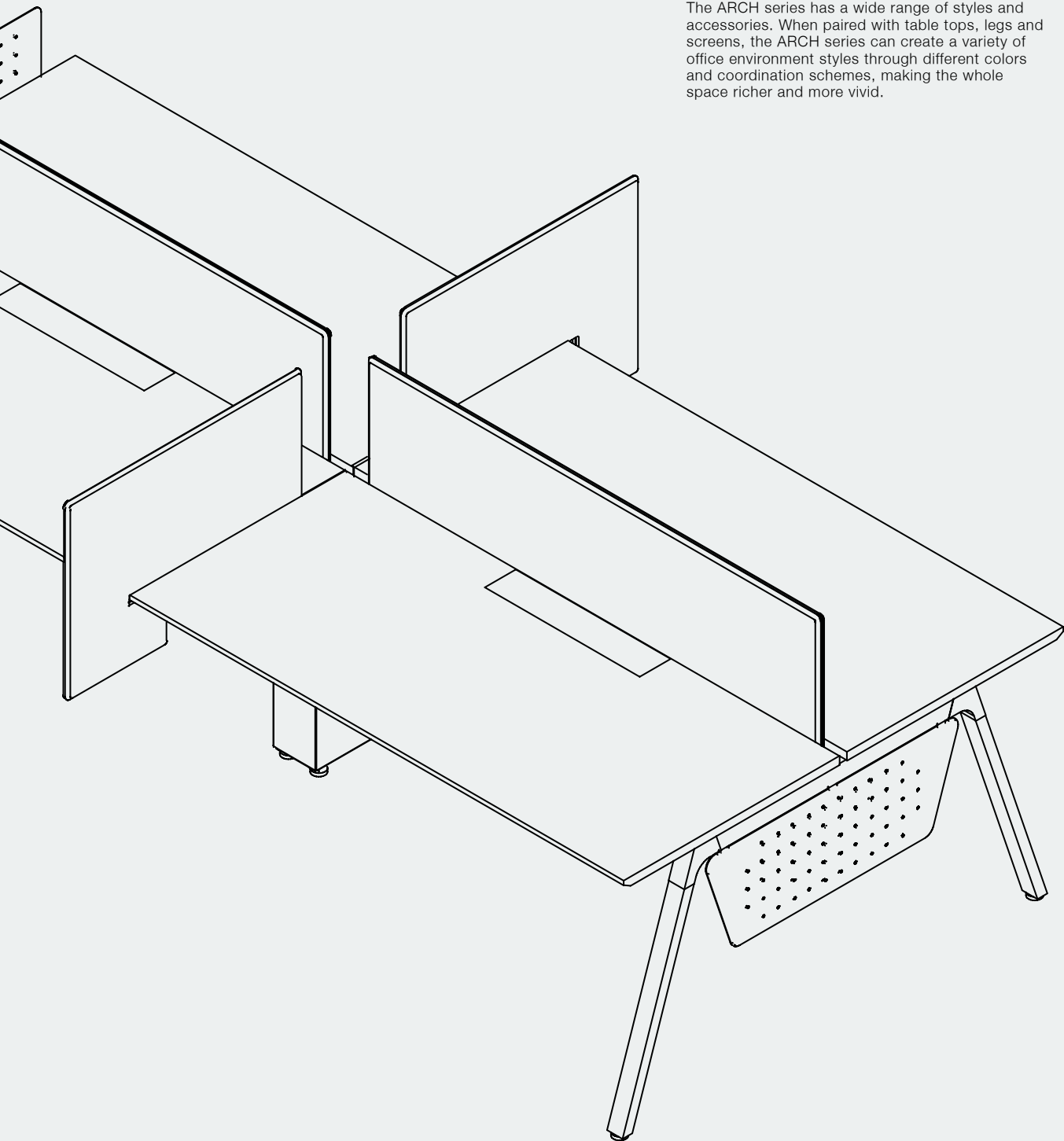
TASK CHAIR

ARCH

The new ARCH series launched by KOKUYO adopts a unique oblique slanted leg design, which is connected by "arched" castings to form different table legs, forming a close-knit bridge between people and their work. Meeting the diverse needs to different uses and spaces, it embodies vitality, making the individual more useful to the team and the enterprise.

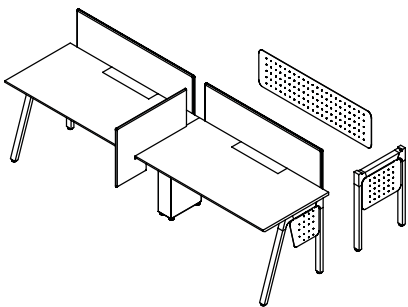
Diverse styles
create a diversified
office space.

The ARCH series has a wide range of styles and accessories. When paired with table tops, legs and screens, the ARCH series can create a variety of office environment styles through different colors and coordination schemes, making the whole space richer and more vivid.

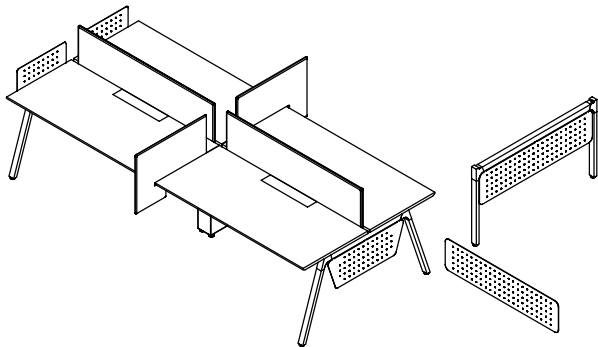


Type Variations

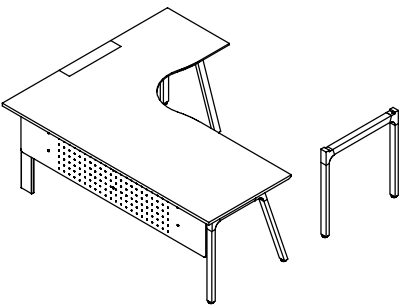
Single-Faced Table



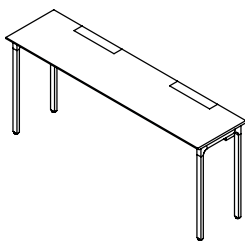
Double-Faced Table



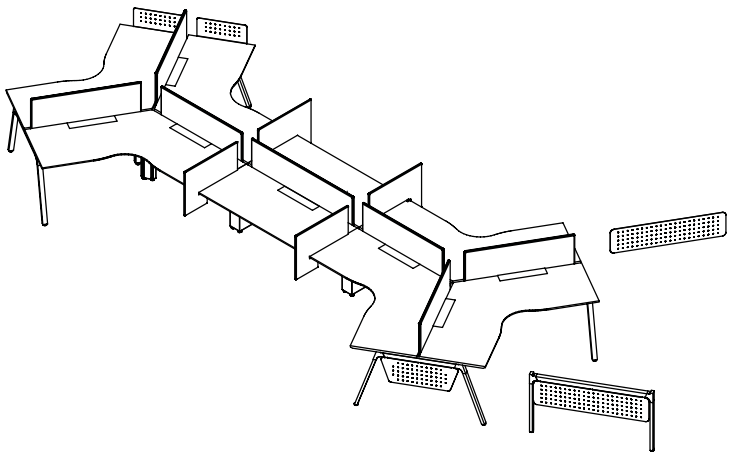
L-Shaped Table



Bar Table



V-Shaped Table



Material Selections


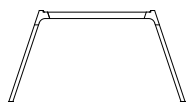




Table Legs Colour Options



White




Black




White (eng leg) and Black (vertical beam)


Steel Pattern Options




PR03/10x10



PR02/006




PR05/011




PR06/6.5x60

Desktop Colour Options


HPL




7182




0860NT



9205




5485NT




9004


MFC




8809




9019



1578




0544




9009


Fabric Colour Options (For Desktop Panel)




CGSMBN1




CGSMBN2




CGSMBN3




CGSMYE1




CGSMYE2




CGSMGN1




CGSMGN2



CGSMGY1



CGSMGY2



CGSMBE1



Accessory Options

Nameplate



Personal Nameplate



Department Nameplate

Multi-function Accessory



Multi-function Accessory A



Multi-function Accessory B



Card Strip

Steel Screens & Modesty Panels



Steel Desktop Panel



Steel Side Screen



Fabric Side Screen (Movable)



Steel Side Modesty Panel



WORKSTATION

MANAGEMENT SET


EXECUTIVE CHAIR

ERGONOMIC CHAIR

TASK CHAIR

BSM2

Japanese's quality standard desk perceptively designed with wiring and storage. The BSM desk system offers useful wiring and storage functions, as well as options to make basic and everyday use a joy.



Details

- 1

Rotate the wiring cap on the desktop

To open up a large wiring pit through which OA connectors and grounded sockets pass easily.
- 2

Central drawer

The drawer holds B4 papers lengthwise.


Effective depth 382 mm
Effective opening depth 300mm
- 3

Lock

That indicates "locked" state one glance tells you what the locking status is - red for locked and blue for unlocked.
- 4

Side drawers

One drawer holds up to five A4 folder boxes (A4-LFD), and the design allows easy removal of files from the back of the drawer.



Accessory Options

- 1

Cable storage box

Wiring box lets you neatly organize large-capacity wiring.
- 2

Under-table shelf

Lets you make the most of space below the desk as A4 files can be stored upright like books.
- 3

Height adjuster

Replacing adjusters provides a tabletop height of 720mm.
- 4


Panel

Use desktop panel and side panels to create an easy-to-concentrate-in work environment.

Material Selections



Table Top Options



Frame Options



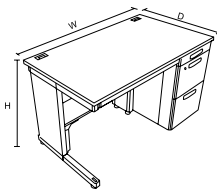
Panel Fabric Options



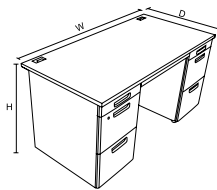


Type Variations and Dimensions

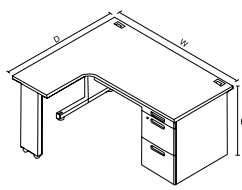
Desk



Desk with drawer on one side		
D 700	H 700	W 1800
D 700	H 700	W 1600
D 700	H 700	W 1400
D 700	H 700	W 1200

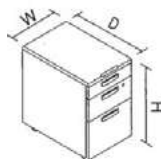


Desk with drawers on both side		
D 700	H 700	W 1800
D 700	H 700	W 1600
D 700	H 700	W 1400



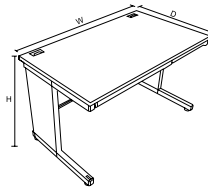
L-Shape Desk with drawer on one side		
D 700	H 700	W 1600-1400
D 1200	H 700	W 1600-1400

Wagon

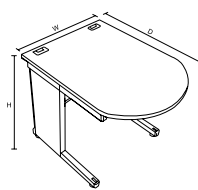


Wagon		
D 600	H 610	W 400

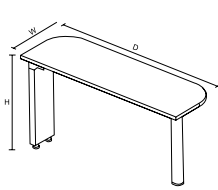
Table



Standard Table		
D 700	H 700	W 1600
D 700	H 700	W 1400
D 700	H 700	W 1200



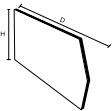
Side Table		
D 1200	H 700	W 700
D 900	H 700	W 700



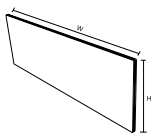
Side Table		
D 1400	H 700	W 450
D 1600	H 700	W 450

Panel

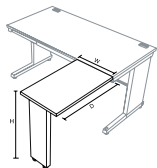
Side Panel
H 280/300/400/430/500



Desktop Panel



Side-Return Table





WORKSTATION

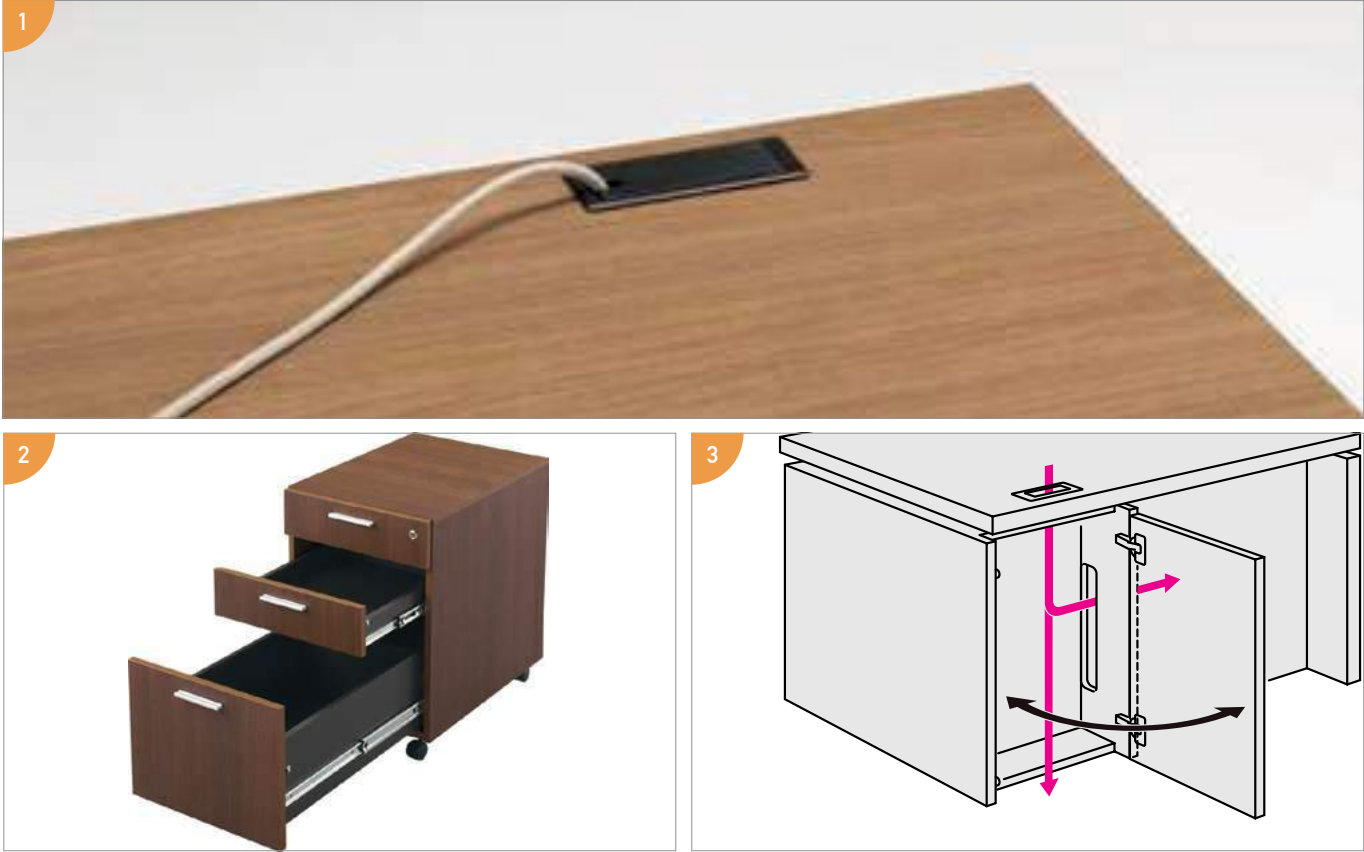
MANAGEMENT SET

EXECUTIVE CHAIR

ERGONOMIC CHAIR

TASK CHAIR

MANAGEMENT 370^{SERIES}



Details

- 1

Wiring cord hatch

The cord hatches for wiring are attached on both side or on the right side of pedestal desk and standard table.
- 2

Side wagon, drawers

 - With all locking mechanism
 - Bottom drawers (2 levels altogether)


Suspension rail specification

 - Full extension bottom drawer slide (5 files for A4 filing box)
- 3

Wiring technique

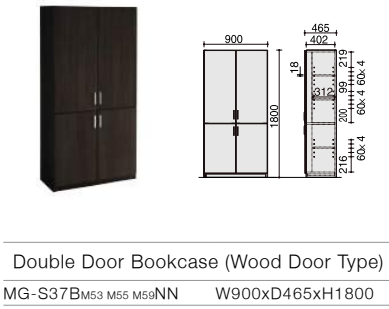
For double pedestal desk.

Material Selections



Type Variations and Dimensions

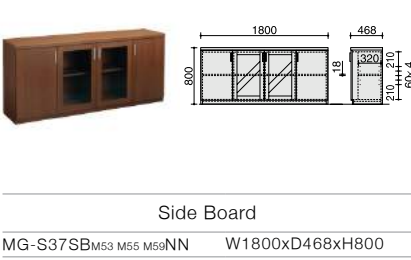

Bookcase



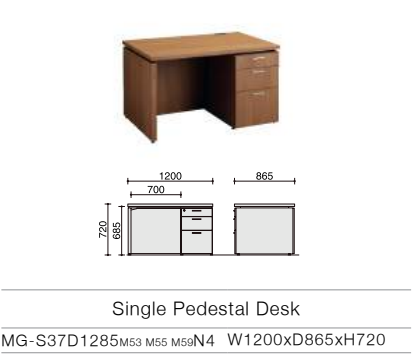

Locker



Side



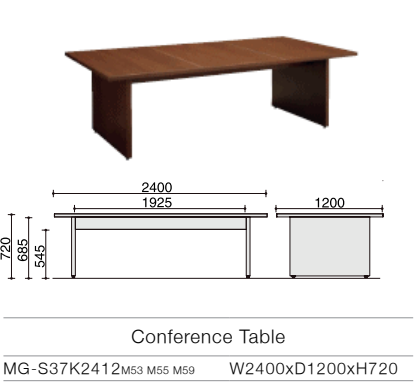
Desk



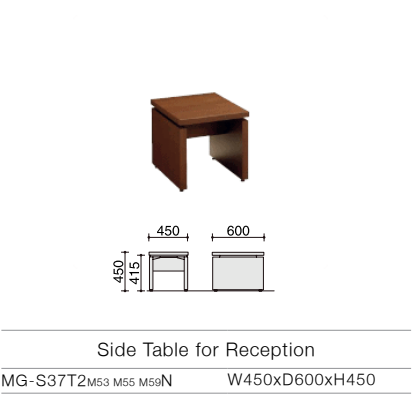
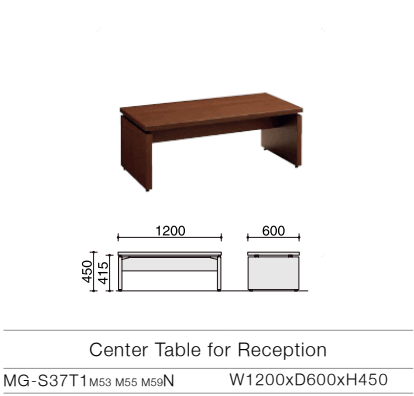
Table



Conference Table



For Reception



Office Chair

Executive Chair


Philosophy	p.36
Agata	p.42

Ergonomic Chair

KOKUYO ing	p.50
Inspine	p.60
Bezel	p.70
Fabre	p.78
Duora 2	p.86
Wizard 4	p.94
Mitra 2	p.104
Airfort 2	p.112
Folia	p.120
Entry 2	p.128

Task Chair

Legno	p.134
-------	-------





WORKSTATION

MANAGEMENT SET

EXECUTIVE CHAIR

ERGONOMIC CHAIR

TASK CHAIR

Philosophy

Comes with an intelligent armrest that has everything you ever ask for within your grasp. Pack with the Air lumbar support technology, PHILOSOPHY is designed to rule the world.

Type Variations

Backrest With Headrest



Leather finish with Headrest



Fabric Finish with Headrest



Back

Standard Backrest



Standard Backrest with Leather Finish



Standard Backrest with Fabric Finish



Back



Details

- 1

All rounded armrest support

Conveniently located at the armrest. All mechanisms and functions are located at the armrest for full control.
- 2

Ultimate lumbar support

The hidden lumbar support is located at the lower lumbar area. This allows the user to pump air into the hidden lumbar bar to provides the support that is needed.
- 3

Tension lever

The locking strength can be adjusted with the locking adjustment grip on the rear right side of the seat. The wide setting range provides a comfortable sitting.

Material Selections



Leather Fabric Colour Options



LQ04



LQB6

Fabric Colour Options



K003



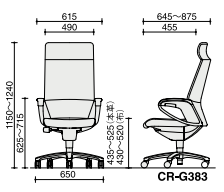
K0B6



K0C5

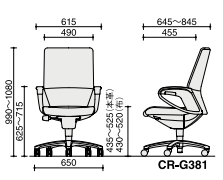
Dimensions

Backrest With Headrest



CR-G383

Standard Backrest



CR-G381





AGATA

AGATA the exclusive chair for exclusive high-flyer. It brings prestige and design to discerning management.

WORKSTATION

MANAGEMENT SET

EXECUTIVE CHAIR

ERGONOMIC CHAIR

TASK CHAIR

For All Physiques and Working Postures

AGATA/A provides firm and comfortable support for all working postures. This highly refined design is crammed with unique functions and extraordinary to create a quality working experience.



The design focused on achieving both great wase-of-use and functionally.



Type Variations

Backrest with Headrest Standard Backrest



Backrest with Headrest
in Leather Finish



Standard Backrest
with Fabric Finish



Standard Backrest
with Leather Finish

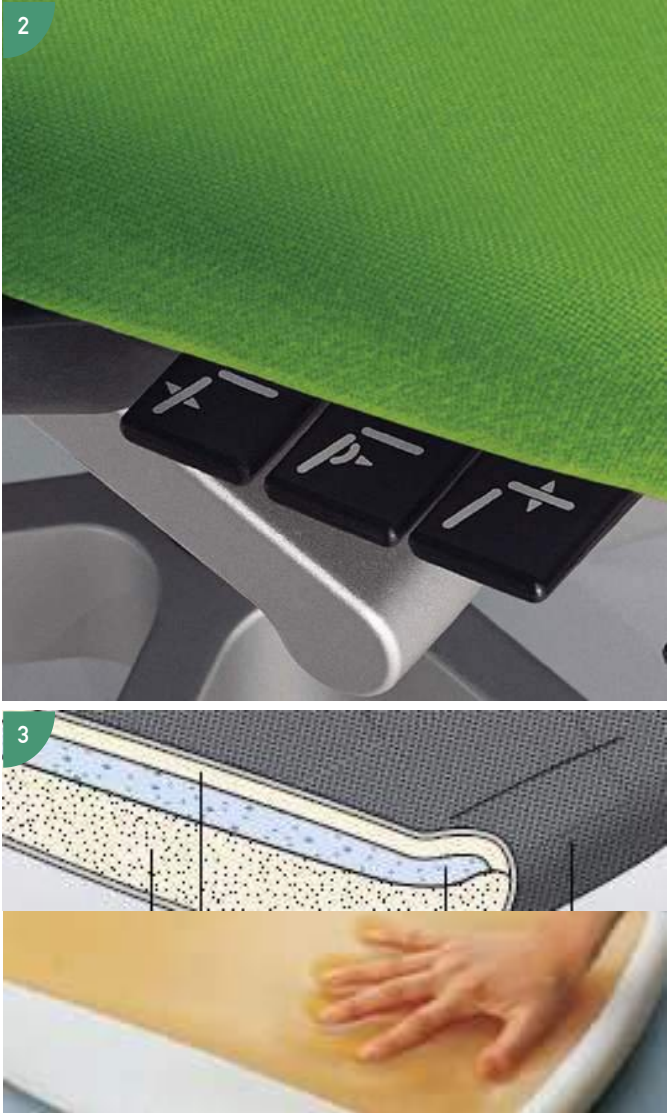
WORKSTATION

MANAGEMENT SET

EXECUTIVE CHAIR

ERGONOMIC CHAIR

TASK CHAIR



Details

- 1

Exclusive Design

The aluminum back frame provide a sturdy support and not just a design element. The frame acted as a overall body support that improve the sitting posture indirectly and support all body's weight.
- 2

Support all postures

The chair has a simple design that offers enhanced flair and functionality, such as control levers located at a single position.
- 3

Advanced Seat Cushion

The seat cushion is designed to hold and support the pelvis area. You feel the thighs are comfortably wrap-up. This provides the movement support and how the user moves their body seamlessly while supporting your body weight for long hours of sitting.



Material Selections

Backrest Colour Options

Leather			
	L8B6	L806	LQ1H
	LQ6E	LSAE	
Fabric			
	JSB6	JSB3	

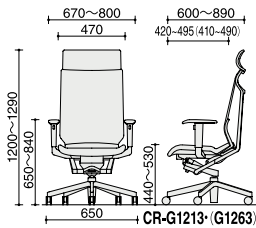
Seat Colour Options

Leather			
	L8B6	L806	LQ1H
	LQ6E	LSAE	
Fabric			
	JSB6	JSB3	

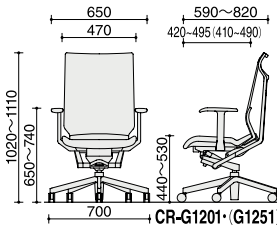


Dimensions

Backrest with Headrest



Standard Backrest



WORKSTATION

MANAGEMENT SET

EXECUTIVE CHAIR

ERGONOMIC CHAIR

TASK CHAIR



WORKSTATION

MANAGEMENT SET

EXECUTIVE CHAIR

ERGONOMIC CHAIR

TASK CHAIR

KOKUYO **ing**
360° Gliding Chair

Beneath the seating surface of ing is equipped with a gliding mechanism which freely moves 360 degrees according to the subtle movement of the human body. It follows a forward tilt and backward tilt, up to left and right and diagonal twists, by a combination of two layers of mechanisms. It brings out natural movements of human beings and activates the body and brain.

The human body is built to MOVE

Humans are creatures that love to sit. However, the human body is not built to continue sitting for a long time to work on the computer. There are more than 360 joints and about 700 skeletal muscles in the human body, and as they move, they enhance the performance of nerve cells.

In short, the human body is built to move, KOKUYO's "ing" was born out of this mechanism.



Type Variations

Low Back Type



Low Back in Off White Frame



Low Back in Polished Frame



Low Back in Black Frame



Low Back in Polished Frame

Mid Back Type



Mid Back in off White Frame



Mid Back in Polished Frame



High Back in Black Frame



High Back in Polished Frame

Mesh Back Type



Mesh Finished in White Frame



Mesh Finished in Polished Frame



Mesh Finished in Black Frame



Mesh Finished in Polished Frame

High Back (Headrest) Type

Mesh Back (Headrest) Type



Details

- 1

Grinding Mechanism
Which moves 360 degrees freely.
- 2

Lumber-Less Design to release
the spin.
- 3

"Arm Grip" To Shake Your Body
With Confidence.
- 4

"3D Posture Supported" To
Disperse Body Weight and The
Posture.



- 5

"Front Free Tilt"
Which Requires No Adjustment Of
The Depth Of The Seat.
- 6

"Gliding Stopper" That Can Work
With A Stable Posture.

Material Selections



Fabric & Mesh Type Colour Options

Fabric						
Mesh						
	G4B6	G4E3	G4M6	G4M4	G4Q6	G4Q4

Fabric						
Mesh						
	G4T7	G439	G47E	G49G	G40T	G41S



Furniture Options

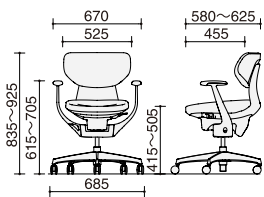
Movable Arm

Fixed Arm

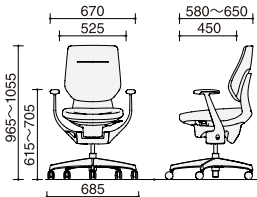
Hanger

Dimensions

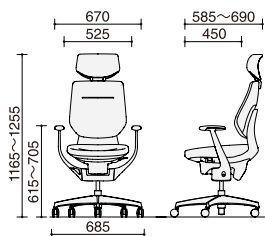
Low Back



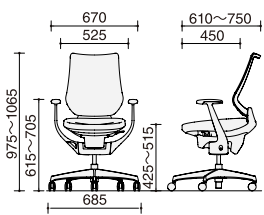
Mid Back



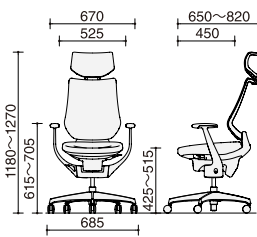
High Back Headrest



Mesh Back Type



Mesh Back (Headrest) Type



WORKSTATION

MANAGEMENT SET

EXECUTIVE CHAIR

ERGONOMIC CHAIR

TASK CHAIR



INSPINE

We inspire INSPINE, the first lumbar support chair that uses wire. Designed by KOKUYO in-house designer, Kazutaka Oki, INSPINE heralds the launch of an industry first – wire lumbar support technology.

WORKSTATION

MANAGEMENT SET

EXECUTIVE CHAIR

ERGONOMIC CHAIR

TASK CHAIR



Type Variations

Low Back Type



Fabric Seat Cushion



Leather Seat Cushion

Mid Back Type



Fabric Seat Cushion



Leather Seat Cushion

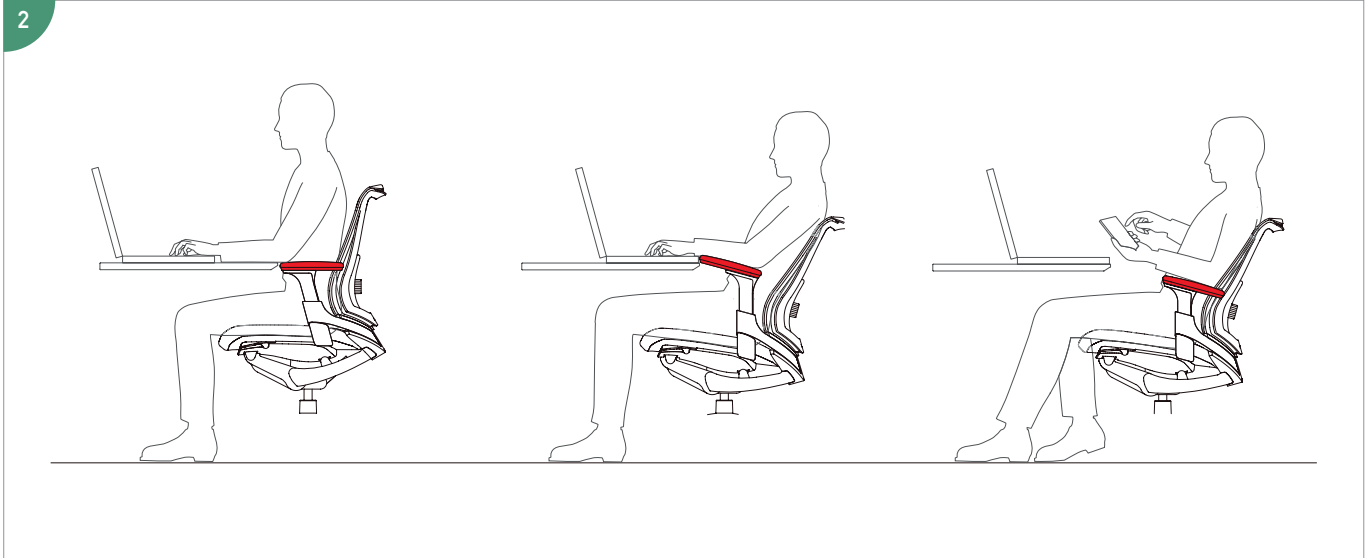
High Back (Headrest) Type



Fabric Seat Cushion



Leather Seat Cushion



Details

1
The wire lumbar support technology

The adjusting of the lumbar support is based on a single dial knob. By turning clockwise direction, the single coil wire will be pulled to give a strong support at the lower lumbar region.

2
The flexible armrest

Different angle of the armrest support different purposed during the movement of our posture and body while engaging in different technology and gadgets.



Material Selections



Frame and Back Mesh Combination

(For fabric upholstery only)

Backrest 1

K6B6

Backrest 2

K6E2

Frame 1

E6

Frame 2

E1

(For leather upholstery only)

Backrest 1

K6B6

Frame 1

E6

Seat Cushion Fabric Options

GME6

GME5

GMT5

GMT4

GMQ5

GMQ3

GMR5

GMY3

Seat Cushion Leather

L7E6

All colours as shown may vary from actual colour.
All specifications are subject to change without prior notice.

Furniture Options

Adjustable Armrest

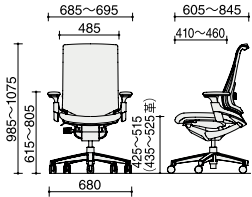


Fixed Armrest



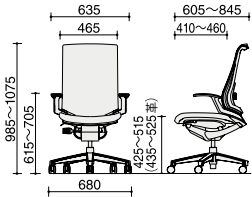


Mid Back Type
Adjustable Armrest



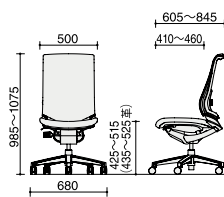
CR-GA2513

Fixed Armrest



CR-GA2503

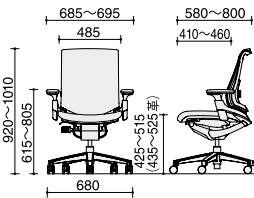
Without Armrest



CR-GA2502

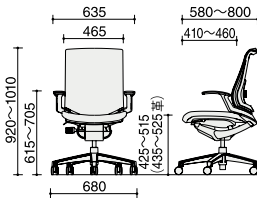
Dimensions

Low Back Type
Adjustable Armrest



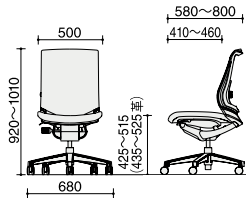
CR-GA2511

Fixed Armrest



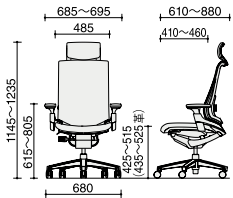
CR-GA2501

Without Armrest



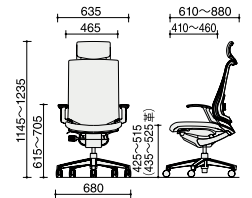
CR-GA2500

High Back (Backrest Type)
Adjustable Armrest



CR-GA2515

Fixed Armrest



CR-GA2505



WORKSTATION

MANAGEMENT SET

EXECUTIVE CHAIR

ERGONOMIC CHAIR

TASK CHAIR

Bezel

Bezel comes with the option of having the headrest. It latest lumbar support is one of the kind in the industry. Comes with a knob, simply turn the knob to adjust the level of back support, seamlessly and easily. And also with the new seat cushion, it gives a well rounded support from your waist down to your thighs.



Type Variations

With Headrest Type



High Back in Black Frame with Adjustable Armrest



High Back in White Frame with Fixed Armrest

Without Headrest Type



Mid Back with Adjustable Armrest



Mid Back with Fixed Armrest

Without Armrest Type



Mid Back without Armrest



Mid Back without Armrest

WORKSTATION

MANAGEMENT SET

EXECUTIVE CHAIR

ERGONOMIC CHAIR

TASK CHAIR

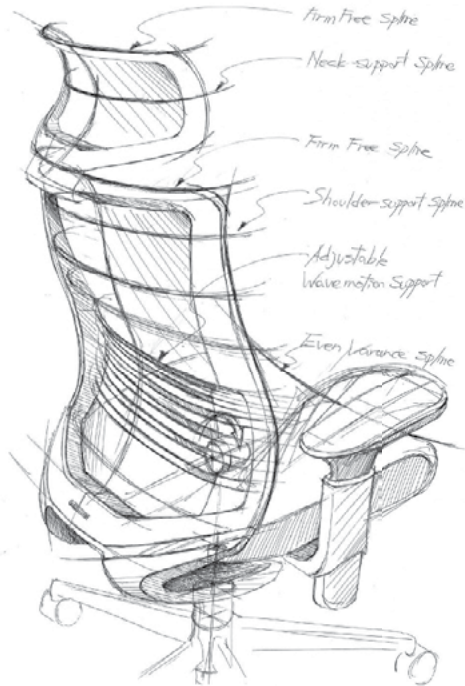


Details

1

The lumbar support technology

The lumbar support comes with one of the kinds knob adjusters. By just turning the knob clockwise, the lumbar belt will be tightened to give a better support at the lower region of the lumbar thus it improves your sitting posture. Losing the tension by turning the knob anti-clockwise.



Material Selections



Pre-selection Combination 1

Frame

E1

Back and Seat Colour Options

Back (Mesh)

Seat (Fabric)

GME6 GMT4 GMY4 GMQ3

Pre-selection Combination 2

Frame

E6

Back and Seat Colour Options

Back (Mesh)

Seat (Fabric)

GMT6 GMQ5 GMA8

Full Selections

Frame Colour Options

E1

E6

Back and Seat Colour Options

Back (Mesh)

Seat (Fabric)

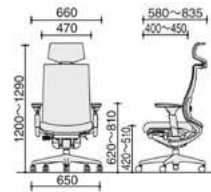
GME6 GME3 GMQ5 GMT6 GMQ3 GMT4 GMA8 GMY4

All colours as shown may vary from actual colour. All specifications are subject to change without prior notice.

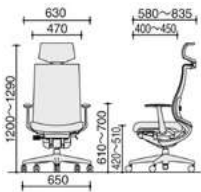


Dimensions

With Headrest Type

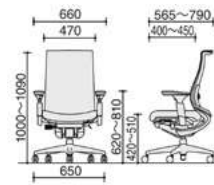


CR-A2835

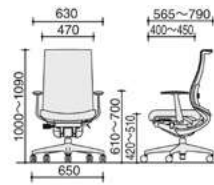


CR-A2865

Without Headrest Type

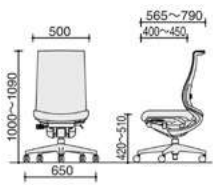


CR-A2833



CR-A2863

Without Armrest Type



CR-A2822

WORKSTATION

MANAGEMENT SET

EXECUTIVE CHAIR

ERGONOMIC CHAIR

TASK CHAIR



FABRE

Blending into a living room like space, Task chair that draws a smooth curve.

WORKSTATION

MANAGEMENT SET

EXECUTIVE CHAIR

ERGONOMIC CHAIR

TASK CHAIR



Creating casual working space with mixed colours.



Adding highlight to meeting room.



Expressing the atmosphere that is not too tough as its look.



A simple space in matching with the wood table.

Type Variations

Plain Type



Stripe type



White Armrest



Black Armrest





Details

- 1

Seat structure

(Mesh + Urethane) The impact when sitting can be switched to an elastic mesh and fixed at an angle, the mold urethane helps the figure stable.
- 2

Adjusting locking

With the operation of the lever, the reaction changing over system and angle fixation are allowed. Standard reaction / Strong reaction / Fixation. (Initial position)
- 3

Auto adjust locking

The strength of locking is automatically adjusted to the weight of a sitting person.
- 4

Seat height adjustment

The seat height can be adjust according to the desk height, body posture and work posture.

Up down stroke : 90 mm

Material Selections

Back and Seat Colour Options

Same Colour Type

GHE6 Black	GHE2 Light Gray	GHM6 Dark Greige	GH1K Soft Beige
GHQ6 Deep Green	GHT7 Navy	GH39 Ash Turquoise	GHAG Persian Red
GH0Y Berterracotta	GH1S Olive Yellow	GH2J Opal Green	

Body Colour Options

E22J	E21S	2JQ6
OYAG	OY1S	

Aluminum Legs Options

Black Coating Caster : Black	Polished Caster : White / Black	White Coating Caster : White
---------------------------------	------------------------------------	---------------------------------



Dimensions

Back Seat Same Colour Type

White Leg, without Armrest
Stripe Type



C01-W102CU-WT7T71

White Leg, with Armrest
Stripe Type



C01-W152CU-W2J2J1

Polished Legs, with Armrest
Plain Type



C01-P151CU-W1K1K1

Back Seat Different Colour Type

White Leg, without Armrest
Plain Type



C01-W101CU-W0Y1S1

White Leg, without Armrest
Plain Type



C01-W101CU-W2JQ61

White Leg, without Armrest
Plain Type



C01-W101CU-WE21S1

Polished Legs, without
Armrest
Stripe Type

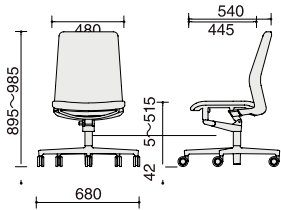


C01-P102CU-W39391

Black Legs, with Armrest
Plain Type



C01-B151CU-BQ6Q61



White Leg, with Armrest
Plain Type

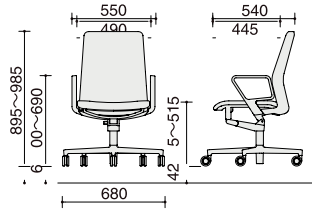


C01-W151CU-W0YAG1

White Leg, with Armrest
Plain Type



C01-W151CU-WE22J1





Duora2

Equipped with an adjustable mechanism to accommodate changes in posture and body size. A high-performance task chair that optimally supports a variety of work situations. The double frame backrest supports postures from forward to backward leaning. The flexible design and rich functionality provide optimal seating comfort for each individual.



Type Variations

Mesh Backrest Type



Mid Back with Adjustable Armrest



Mid Back with Aluminum Armrest



Mid Back with T-Shape Armrest



Mid Back without Armrest



High Back with Adjustable Armrest



High Back with Aluminum Armrest



High Back with T-Shape Armrest

Fabric Backrest Type



Mid Back with Adjustable Armrest



Mid Back with Aluminum Armrest



Mid Back with T-Shape Armrest



Mid Back without Armrest



High Back with Adjustable Armrest



High Back with Aluminum Armrest



High Back with T-Shape Armrest

WORKSTATION

MANAGEMENT SET

EXECUTIVE CHAIR

ERGONOMIC CHAIR

TASK CHAIR



Details

1

Pelvic Adjustment Support

The setting position of the lower backrest can be changed in 3 stages according to your posture. It supports your spine into a natural S-shape and helps you maintain proper posture. When the upper body is tilted backwards, setting in the backward position, the entire backrest will support the back. When in an upright position, setting the middle position to support the lower back from the waist. When leaning forward, setting the forward position will push up the entire lower back.

2

Posture Support Seat

A seat with a surface shape that supports the pelvis on the base layer of the seat, and a cushion layer placed on top of it. It firmly supports the pelvis even when the seat is tilted forward.

3

Lumbar Support

The pelvic adjustment support provides more active support for the pelvic area from the lower back in each position. *Mesh type only

4

Auto-Tilt Mechanism

Senses your weight shift and automatically switches the seat to tilt forward or backward independently. This makes it easier to maintain the S-shape of the spine even when leaning forward. It also improves body pressure distribution in the thighs and reduces pressure on the backs of the thighs.


Material Selections



Back and Seat Colour Options

All colours as shown may vary from actual colour.
All specifications are subject to change without prior notice.


Back Rest (Mesh)




Seat Cushion (Fabric)




Back Rest (Mesh)



Seat Cushion (Fabric)



Back Rest (Mesh)



Seat Cushion (Fabric)



Frame Colour Options





Furniture Options

Hanger



Movable Armrest



T-Shaped Armrest



Aluminum Armrest



Dimensions

Mesh Backrest Type

High Back with Adjustable Armrest



C08-(B•W•P)330 • 332M

Mid Back with Fixed Armrest



C08-(B•W)210 • 212M

Mid Back Without Armrest



C08-(B•W)200 • 202M

Fabric Backrest Type

High Back with Adjustable Armrest



C08-(B•W•P)330C

Mid Back with Fixed Armrest



C08-(B•W)210C

Mid Back Without Armrest



C08-(B•W)200C



Wizard4

Easily adjustable optimal seating comfort. When rocking, the backrest and seat will interlock smoothly fit. The special characteristic that easy to get balance at any angle. A function that change the rocking strength according to the weight of sitting person. Supports ergonomic comfortable working postures in various of working styles, including ABW.

Easily adjustable optimal seating comfort

Evolve from the function suits the work style of sitting in a fixed seat for a long time to the function fits the flexible work style such as ABW.

Even if use it side by side with the old model, it has a harmony design and comfortable sitting.



Type Variations

Middle Management



Aluminium Polished Legs
Aluminium Armrest



Resin Legs
(White/Black)
Fixed Armrest



Resin Legs
(Black)
Movable Armrest



Resin Legs
Without Armrest

High Back Type



Aluminium Polished Legs
Aluminium Armrest



Resin Legs
(White/Clean Tech Coating)
Fixed Armrest



Resin Legs
(White/Black)
Movable Armrest



Aluminium Legs
Without Armrest

Low Back Type



Aluminium Polished Legs
Aluminium Armrest



Resin Legs
(White)
Fixed Armrest



Resin Legs
(White/Black)
Movable Armrest



Resin Legs
(Black)
Without Armrest

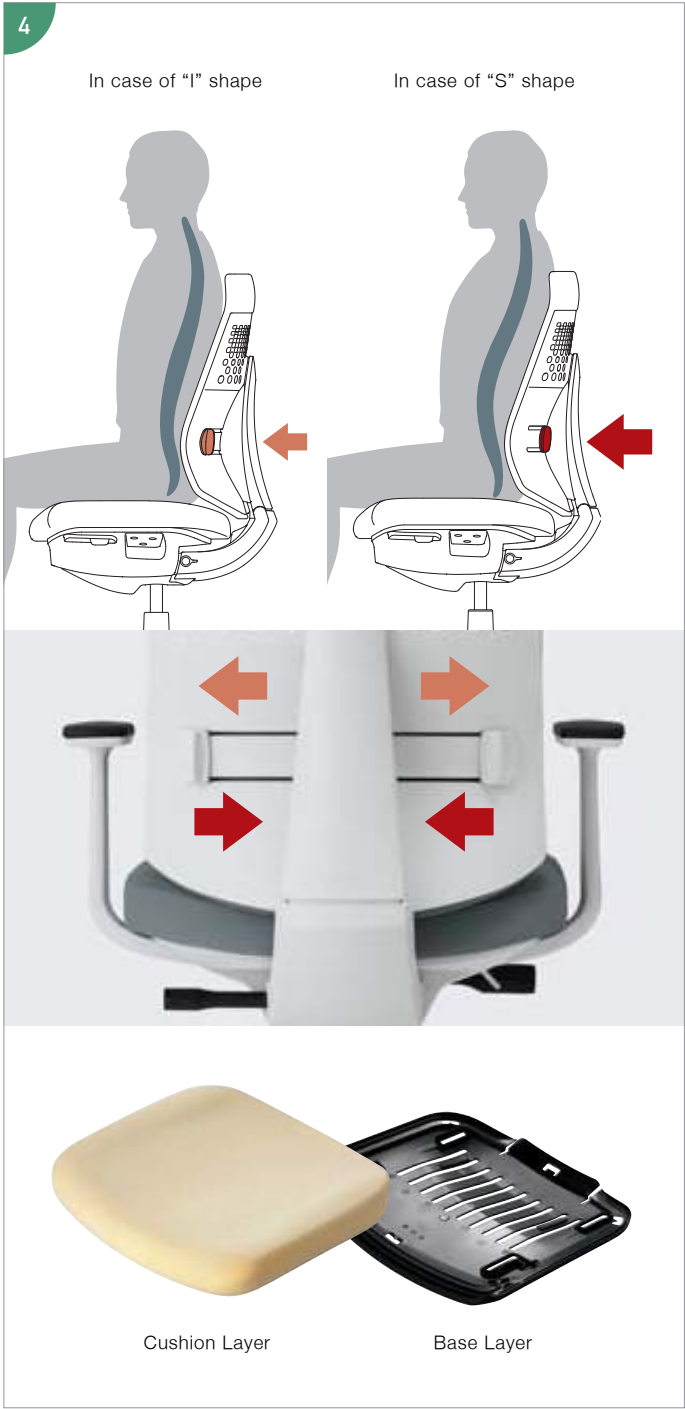


Details

1
Auto fit
Rocking synchronize
Automatically adjust according to the weight of sitting person with a smooth fit and effect force characteristic that make it easy to balance.

2
Rocking angle
Range adjustment function
The rocking angle range can be selected in 4 level. (Fixed, 6°, 13°, 20°)

3
Rocking reaction force
Simple adjustment mechanism
Adjustment function has a 5-step simple adjustment function to accommodate a wide range of individual differences such as height and preference.



4
Seat cushion structure for comfortable forward-bent posture
Apply the front side of seat cushion make the feeling of pressure on the back of thigh reduce. Even sitting and long time working made forward-bent posture, it will not collapse posture. It is a new structure that matches the new mechanism.



5
Add on
Antibacterial support items
The round armrest and hanger covered with antibacterial which obtained SIAA certification.

Material Selections



Back and Seat Colour Options

Fabric Colour Options



All colours as shown may vary from actual colour.
All specifications are subject to change without prior notice.

			
G4B6 Black	G4E3 Soft Grey	G4M6 Dark Greige	G41K Soft Beige
			
G4Q6 Deep Green	G4Q4 Light Olive	G4T6 Prussian Blue	G4T4 Turquoise
			
G439 Ash Turquoise	G4A8 Carmine		
			
VZE6 Black	VZL1 Pale Lime	VZ64 Medium Marine	

Eco PVC Leather

Alcohol and sodium hypochlorite resistant Leather with efficiency

Body Colour Options

	
E1 White Gray	BK Black

Furniture Options

Armrest
Aluminium Armrest

CRA-1941



Movable Armrest

CRA-G3611E1•BK



T-shape Armrest

CRA-G1801E1•F6



Round Armrest

C04A-5E1•BK



Hanger

PP hanger with antibacterial agent



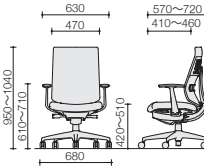
C06H-C E1•BK





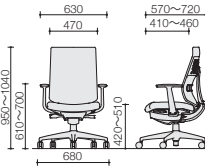
High Back Type

Aluminium
Polished Legs

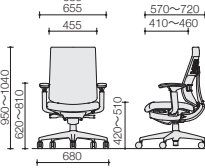


Aluminium Armrest
C06-P222

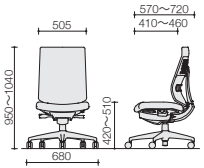
Resin Legs



Movable Armrest
C06-(W•B)212



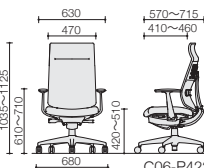
T-shape Armrest
C06-(W•B)232



Without Armrest
C06-(W•B)202

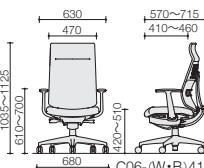
Dimensions
Middle Management

Aluminium
Polished Legs

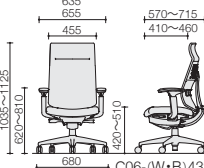


Aluminium Armrest
C06-P422

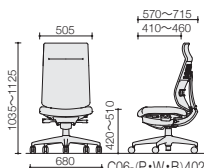
Resin Legs



T-shape Armrest
C06-(W•B)412



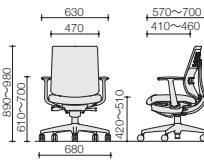
Movable Armrest
C06-(W•B)432



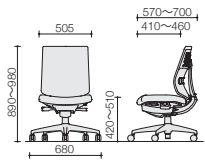
Without Armrest
C06-(P•W•B)402

Low Back Type

Resin Legs



T-shape Armrest
C06-(W•B)112



Without Armrest
C06-(P•W•B)102



Movable armrest
(Back and Forth Movement)
(Stroke: 73mm, Angle: Within 23°)

(Up and Down Movement)
(Stroke: 100mm)

Seat depth adjustment
(Stroke: 50mm)

Seat height adjustment
(Stroke: 90mm)

Synchro locking
(Locking Angle: 20°)

Fixed locking angle
(Arbitrary Position)
Adjustment of Locking Strength



Mitra2

Mitra2 is the chair that comes with full specifications but is easy to use. From the lumbar support to the adjustable armrest and synchronize mechanism, Mitra ticks all boxes for a highly efficient chair. Designed and made in Japan, Mitra is also an assured-quality chair that matches your daily use.



Type Variations

Mesh Backrest Type



High Back with Adjustable Armrest



Mid Back with Fixed Armrest



Mid Back with Round Armrest



Mid Back without Armrest

Fabric Backrest Type



High Back with Adjustable Armrest



Mid Back with Fixed Armrest



Mid Back with Round Armrest



Mid Back without Armrest



Details

- 1

Lumbar support

The lumbar support mechanism aims to support our lower back from long hours of sitting. The moderate curved shape at the backrest distribute our body weight evenly.

Our spine 'S' curve can be supported by pulling the lever up and down to find the most suitable position, this helps to gain better back support and improve sitting posture.
- 2

Autofit synchronized locking

A smooth fit when rocking and a function that automatically adjusts the reaction force characteristics to make it easy to balance at any angle support a comfortable working posture.
- 3

Locking angle range adjustment function

The locking angle range can be selected from 4 levels: "upright fixed (0°), 6°, 13°, 20°".
- 4

Seat height/depth adjustment

You can adjust the height and depth of the seat to your desired position according to your desk height, physique, and working posture. Vertical stroke: 90mm, Depth stroke: 50mm
- 5

Movable elbow

Optional armrest for better support when leaning back and using a different kinds of electronic devices. It gives your elbows a well-deserved support and rest.
- 6

Posture support sheet

The surface of the seat pan supports the pelvis area supported by the base layer of the seat, you will feel your Thighs being wrapped around thus giving the user better support and taking away the body pressure from long hours of sitting.
- 7

5-Step Simple adjustment function

In addition to the automatic locking strength adjustment function, it also has a 5-step simple adjustment function to accommodate a wide range of individual differences such as height and preference.
- 8

Cleantect coating

The Base is coated with the latest 'CleanTect' technology for a white base. It is stain free, all stains can be easily wiped off by using a damp cloth.

Material Selections

Frame Colour Options

E1

BK

Mesh Backrest Type

Back and Seat Colour Options

Back			
Seat			
Back			
Seat			
Back			
Seat			
Back			
Seat			

Fabric Backrest Type

Back and Seat Colour Options



Furniture Options

Adjustable Armrest



Round Armrest - PP with antibacterial agent



Fixed T-shaped Armrest



Fixed L-shaped Armrest



Dimensions

Mesh Backrest Type

High Back with Adjustable Armrest



C04-(W•B)330•332M

Mid Back with Fixed Armrest



C04-(W•B)190•192M

Mid Back with Round Armrest



C04-(W•B)150•152M

Mid Back without Armrest



C04-(W•B)100•102M

Fabric Backrest Type

High Back with Adjustable Armrest



C04-(W•B)330•332C

Mid Back with Fixed Armrest



C04-(W•B)190•192M

Mid Back with Round Armrest



C04-(W•B)150•152C

Mid Back without Armrest



C04-(W•B)100•102C



WORKSTATION

MANAGEMENT SET

EXECUTIVE CHAIR

ERGONOMIC CHAIR

TASK CHAIR

AIRFORT2

Airfort2 continues the classic design of Airfort, and upgrades functions such as adjustable headrest, armrests, and lumbar support.

It also increases the volume of the backrest and corrects the curve of the seat cushion, further enhancing the sitting feeling.



Type Variations

With Headrest Type



3D Armrest
Polished Base



Standard Armrest with
Polished Base

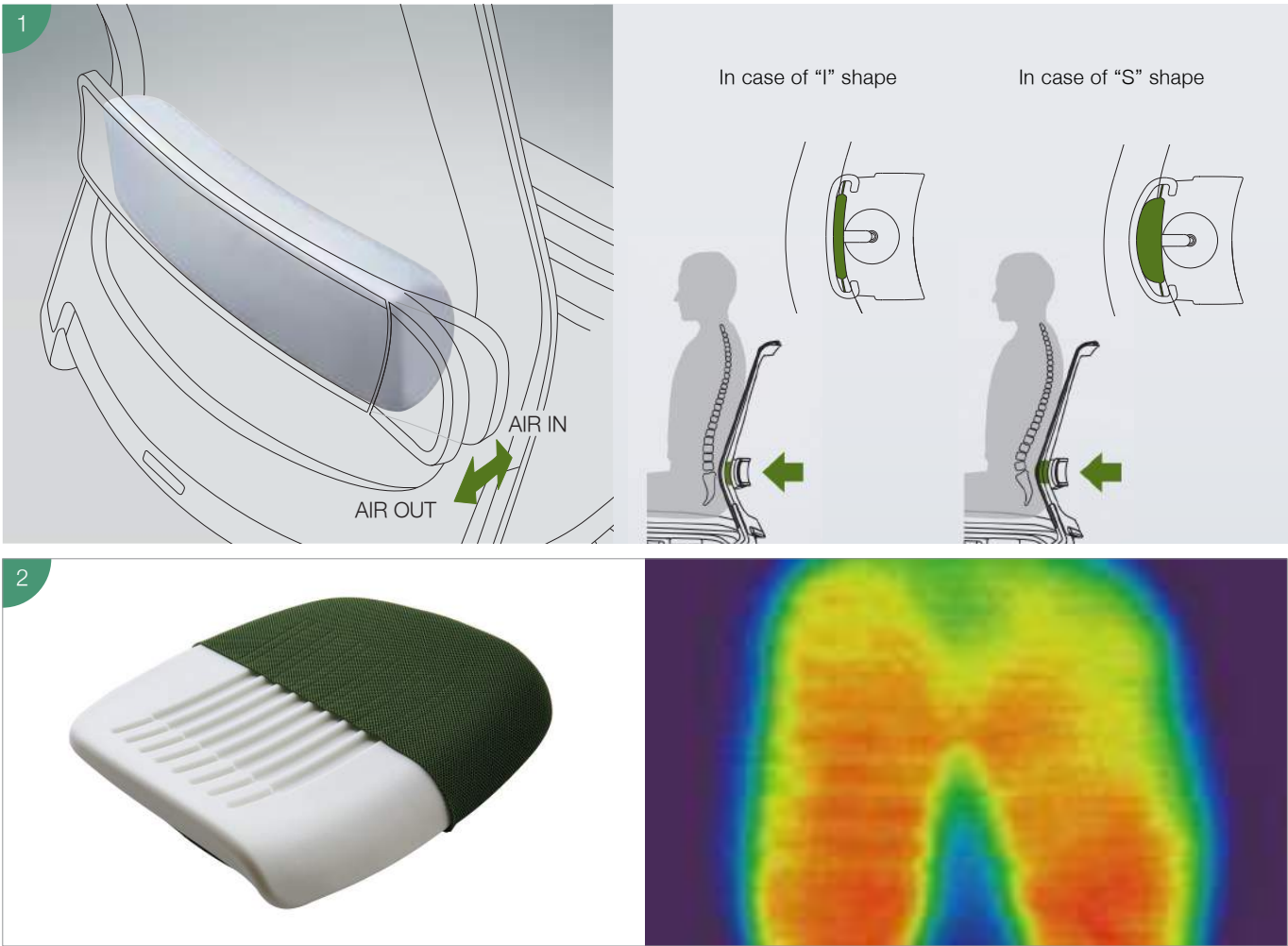
Without Headrest Type



3D Armrest
Polished Base



Standard Armrest with
Polished Base



Details

1

Air Lumbar Support Technology

A key component of that functionality is its consoled adjustable lumbar-support air bag

It allows the shape of the seat back to be customized to suit the shape of the user's spine. Those with more pronounced spinal curvature can inflate the air bag to increase support to their lumbar region

The customized helps support relieves fatigue over long period of sitting

2

Dimensional seat mesh cushion

The seat cushion is designed with grooves covered in dimensional mesh; it helps to disperse body heat from the seat cushion to maximize comforts for the users.

Material Selections

Backrest (Mesh)

D M G B

Y

Seat Cushion Selections

D M G B

Y

Leather

All colours as shown may vary from actual colour.
All specifications are subject to change without prior notice.

Furniture Options

Base Options



Castors Options



Armrest Options



Headrest Options





Dimensions

With Headrest Type



Without Headrest Type



WORKSTATION

MANAGEMENT SET

EXECUTIVE CHAIR

ERGONOMIC CHAIR

TASK CHAIR



FOLIA

Inspired by natural fresh leaves. Designers exquisitely integrated the shape and colour of leaves into the design, as if staying in a green forest, enjoy the tranquil and comfort that the nature gifted. FOLIA chairs are equipped with air-lumbar support. While meeting the request for comfort, it has an enriched product lines.

WORKSTATION

MANAGEMENT SET

EXECUTIVE CHAIR

ERGONOMIC CHAIR

TASK CHAIR



Type Variations

- Standard Type
(Slide Seat)
- Economy Type
(Fixed Seat)
- High Seat Type
With Armrest
- Without Armrest



Leather Chair

Visitor Chair





Details

1


With perfect support and flexibility, air-lumbar support provides the most comfortable support to users. It can be adjusted easily even without getting away from the seat.



Material Selections



Frame Colour Options



Backrest (Mesh)



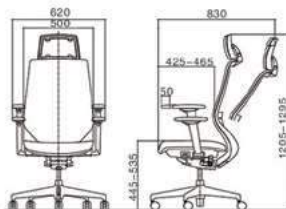
Seat Cushion Options



All colours as shown may vary from actual colour.
All specifications are subject to change without prior notice.

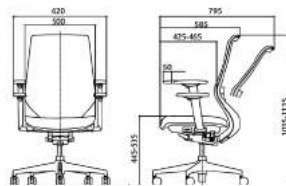
Dimensions

Standard Type
(Slide Seat)



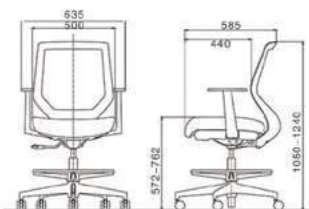
CCR-G923

Economy Type
(Fixed Seat)



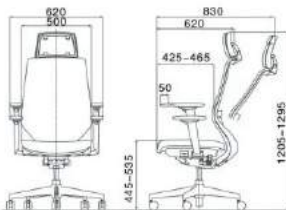
CCR-G801

High Seat Type



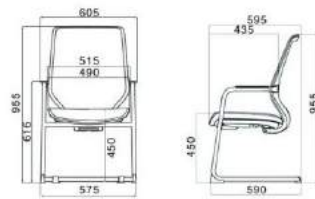
CCR-GH91113

Leather Chair



CCR-GA923

Visitor Chair



CCR-KM905



WORKSTATION

MANAGEMENT SET

EXECUTIVE CHAIR

ERGONOMIC CHAIR

TASK CHAIR



ENTRY2

ENTRY2 chair is more than just a seat; it's your gateway to enhanced focus and efficiency. Its ergonomic design minimizes strain on your back, neck, and shoulders, allowing you to concentrate on your tasks without distractions.

Statement of Intent.

ENTRY 2 is not just about functionality; this chair exudes sophistication and style, complementing any office decor. Its sleek design adds a touch of elegance to your workspace while ensuring you're seated in luxurious comfort.



Sit Smart Work Better

ENTRY2's adjustable lumbar support, customizable armrests, and adaptable height ensure optimal comfort tailored to your body's needs, promoting a healthier posture and reducing fatigue, even during long hours.



Type Variations

White Frame

With Polished Base

With Nylon Base

Black Frame

With Polished Base

With Nylon Base




WORKSTATION

MANAGEMENT SET

EXECUTIVE CHAIR

ERGONOMIC CHAIR

TASK CHAIR



Details

- 1

The lumbar support technology

ENTRY feature the simplest form of lumbar support, not sophisticated but it meets the simple requirements of giving the user the minimum support.
- 2

Synchronized mechanism

Synchronized Mechanism Adjusts the angle between the backrest and the seat for optimum comfort.
- 3

Adjustable seat height

Seat heights can be easily adjust with a quick pull of the lever, ensuring comfortable seating for anyone effortlessly.

Furniture Options

Base Options



Polish Aluminum Nylon

Castor Options



Hard (Nylon) Castor Soft (Polyurethane) Castor

Headrest Options



Black Frame with Black Mesh Grey Frame with Light Grey Mesh

Material Selections



Frame and Backrest Colour Combination

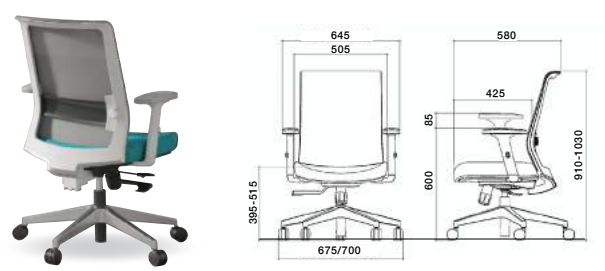
Black Frame Combination	Grey Frame Combination
Frame	Frame
Black	Grey
Backrest	Backrest
Black	Light Grey

Seat Cushion Colour Options

D Black	M Grey	C Brown	W Beige
G Green	B Blue	Y Orange	L Light Blue

Dimensions

Without Headrest



With Headrest





LEGNO

LEGNO is made and designed for the everyday use. It's simplicity can be seen from its clamp shell design back rest and seat base. But do not fooled by the look, it was made to sustain time and stress from the everyday use. Based on the Japanese's quality standard, the chair was put under many hours of strength and resistance test.

WORKSTATION

MANAGEMENT SET

EXECUTIVE CHAIR

ERGONOMIC CHAIR

TASK CHAIR



Details

- 1

Flexible Backrest and tension adjustment

The tension can be adjusted to suit user's posture with the control lever under the seat.
- 2

Seat height

The seat height can be adjusted with a single touch to suit the desk height and the user's working posture.
- 3

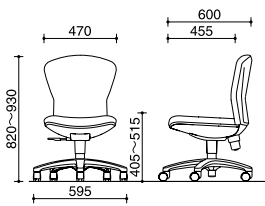
Armrest (detachable)

Armrest can be assembled easily.

Type Variations and Dimensions

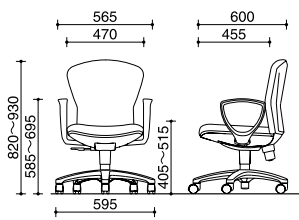
Mid Back Type

No Armrest



CR-G210

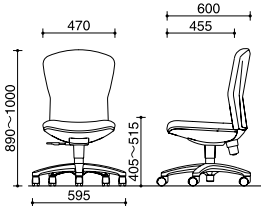
Loop Type Armrest



CR-G211

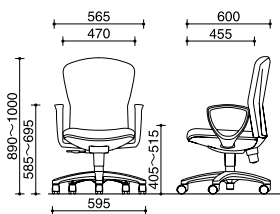
High Back Type

No Armrest



CR-G212

Loop Type Armrest



CR-G213

Material Selections



Back and Seat Colour Options



Meeting Table

Meeting Table

Saibi	p.140
Zante	p.148
Arch	p.154

Training Table

Viena	p.160
Calm	p.166
Confest	p.172
Leafline	p.176

Quick Collaboration


Initia	p.180
Franka	p.186
Any Table	p.192
Workfit	p.198
Leafline/S	p.208



Saibi P.140



Zante P.148



Arch P.154



Viena P.160



Calm P.166



Confest P.172



Leafline P.176



Initia P.180



Franka P.186



Any Table P.192




Workfit P.198



Leafline/S P.208





MEETING TABLE

TRAINING TABLE

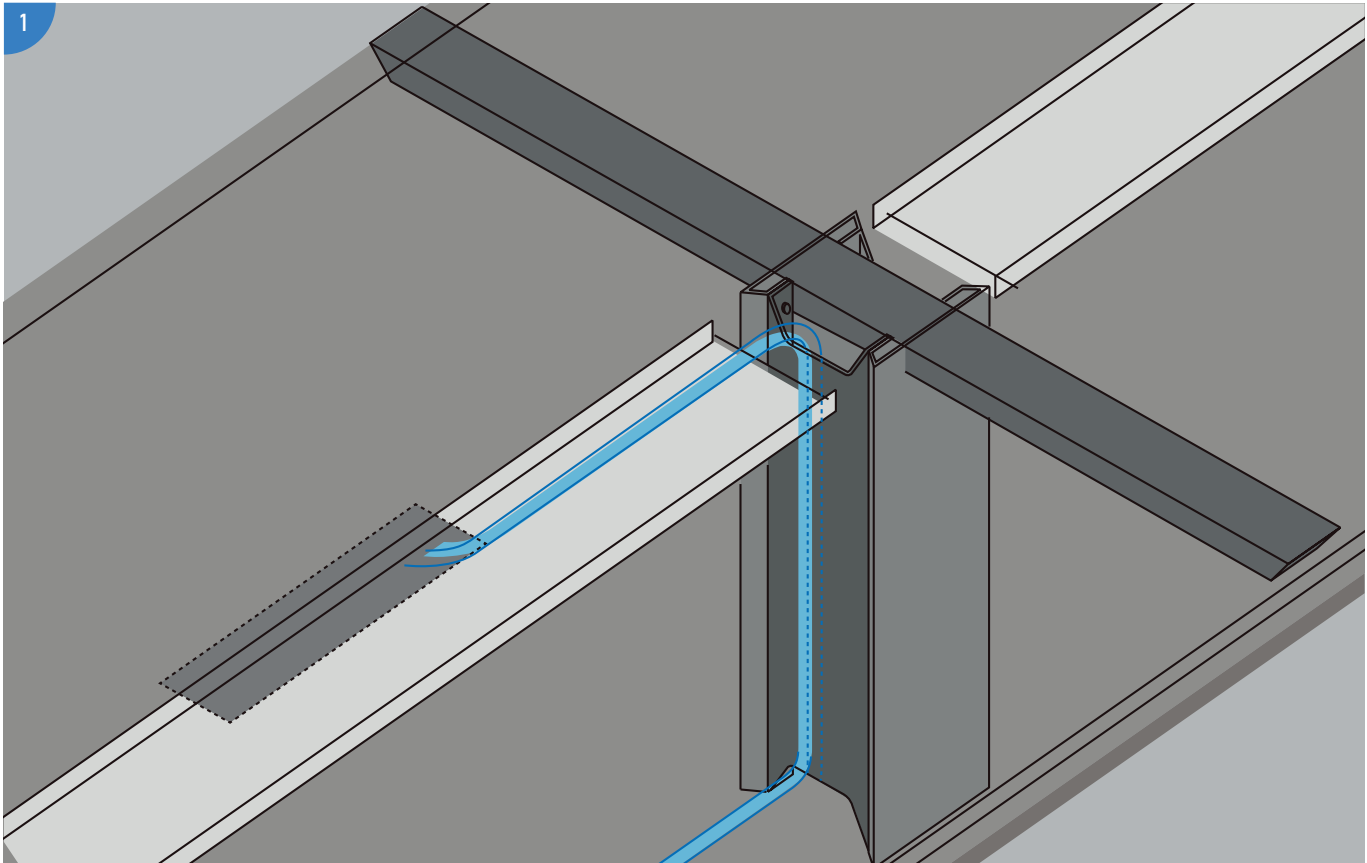
QUICK COLLABORATION

MEETING CHAIR

S A I B I

Coloring the communication space into a comfortable and high-quality space

SAIBI was born out of a commitment to all qualities, such as the unique form of the material, advanced functionality, sound, touch, operability, and consideration to the invisible places. Create a comfortable and high-quality communication space colored with functional beauty.



Details

1

Intermediate leg wiring

The top plate split type allows large-capacity wiring to set up from the middle.

2

Wiring in single pole base

The circle type can be wired from a position slightly away from the center of the top plate, and can be set up within a single pillar base.

3

Telephone stand <SA series>

A telephone stand that achieves an advanced design with an elegant texture.

MEETING TABLE

TRAINING TABLE

QUICK COLLABORATION

MEETING CHAIR

Material Selections







Table Top Colour Options




PAW
White




MC1
Grained
Natural



MH3
Grained Medium
(Vertical Pattern)



MT4
Grained Light
Brown




MD8
Grained Dark
Brown

*The wood grain top plate is a random pattern, therefore the specification will not match.


Leg Colour Options

Polished Legs



PM

Coated Legs



S81
Flat Silver



Furniture Options

Wiring Cover

Wood Wiring Cover Type

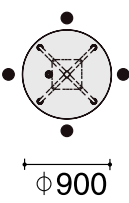



Aluminium Wiring Cover Type

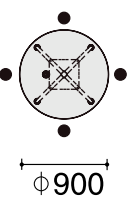



Type Variations and Dimensions

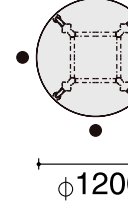

Circle Type : Melamine



φ 900 H 720



φ 900 H 1000

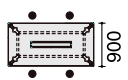


φ 1200 H 720

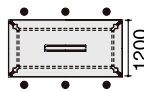


Type Variations and Dimensions

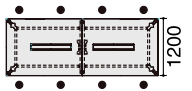
Square Type : Melamine



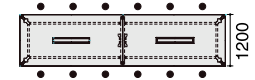
H 720 W 1800



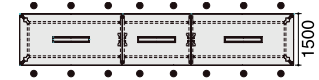
H 720 W 2400



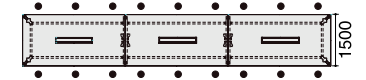
H 720 W 3200



H 720 W 4800



H 720 W 6400



H 720 W 7200



ZANTE

The ZANTE workstation combines unparalleled design sophistication and quality materials with design flexibility for a range of different layouts and office spaces. ZANTE is designed not just as a workstation, it embodies the spirit in creating excellent products through nest craftsmanship and material quality. Not only does it supports your daily working needs, it is also built to impress.






Experience Versatility

The ZANTE workstation can be modified for most office space requirements, ranging from private desk, L-Shaped configurations, to conference table and 120 degree modular table configurations.

Details

- 1 Wire Management
- 2 Flip up Cover
- 3 Mounted Monitor Arm
- 4 Attachable Screen Panel



Type Variations

Conference Table

Without Wire Management



With Wire Management



Material Selections



Structure Colour

Satin Black

Leg Colour Options

White	Silver	Black	Yellow
Blue	Maple	Cappuccino	Dark Oak

Table Top Colour Options

White	Lindau Elsbere	Muranau Maple	Noce Cappuccino
-------	----------------	---------------	-----------------

Screen Panel Fabric Options


Raw Silk	Sand	Ash	Ametayst	Battleship	Oxidize	Jawa	Ceylon Yellow
Citrine	Orange	Flème	Crimson	Ruby Wine	Mercury	Rum	Rain Cloud
Precibo	Palace Blue	Aqua	Forest	Apple Green	Apple	Purple	Indigo
Black							

*All Colours as shown may vary from actual colour.




Accessory Options


Side Caddy with Cushion Top




Monitor Arm (Side/ Double)



Namecard Plate Holder



Whiteboard Holder





MEETING TABLE

TRAINING TABLE

QUICK COLLABORATION

MEETING CHAIR

ARCH

The new ARCH series launched by KOKUYO adopts a unique oblique slanted leg design, which is connected by "arched" castings to form different table legs, forming a close-knit bridge between people and their work. Meeting the diverse needs to different uses and spaces, it embodies vitality, making the individual more useful to the team and the enterprise.

High-legged conference table

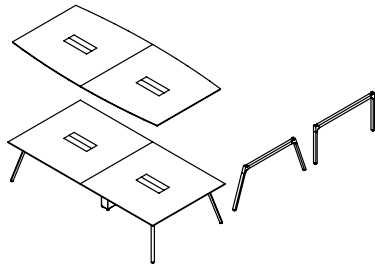
Stand or sit at the table, meeting the needs of different groups of people. Dispel uneasiness, stretch freely and put your whole heart into it.

While creating high-quality and efficient work spaces, we pursue a more unique and beautiful office life. By matching the screen accessories with various decorations such as green plants, each corner is filled with color and enthusiasm, presenting a relaxed office atmosphere and enhancing a sense of belonging.




Type Variations


Conference Table



High-legged Table



Round Table



Material Selections


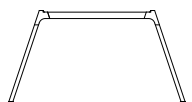




Table Legs Colour Options



White




Black




White (eng leg) and Black (vertical beam)


Steel Pattern Options




PR03/10x10



PR02/Ø06




PR05/Ø11




PR06/6.5x60

Desktop Colour Options


HPL




7182




0860NT



9205




5485NT




9004


MFC




8809




9019



1578




0544



9009


Fabric Colour Options
(For Desktop Panel)




CGSMBN1



CGSMBN2




CGSMBN3



CGSMYE1




CGSMYE2




CGSMGN1




CGSMGN2



CGSMGY1



CGSMGY2




CGSMBE1




Accessory Options

Nameplate




Personal Nameplate




Department Nameplate


Multi-function Accessory



Multi-function Accessory A



Multi-function Accessory B



Card Strip

Steel Screens & Modesty Panels



Steel Desktop Panel



Steel Side Screen



Fabric Side Screen (Movable)



Steel Side Modesty Panel



MEETING TABLE

TRAINING TABLE

QUICK COLLABORATION

MEETING CHAIR

VIENA

Viena table comprises different sizes, shades, and color selections for different functions and usage. It comes with an optional flappable top, so that they can be stacked away when not in use.



The tables for all purposes

Construct a comfortable space with a wide variety of variations suitable for diverse communication.

Standard Meeting (H720)



A small meeting space has been set up near the desk. Promote casual communications.

High Type Meeting (H1000)



Change your mood and have a meeting with a higher perspective. You can set it up according to your needs, from quick standing meetings to meetings using high stools and monitors.

Sofa Meeting (H550)

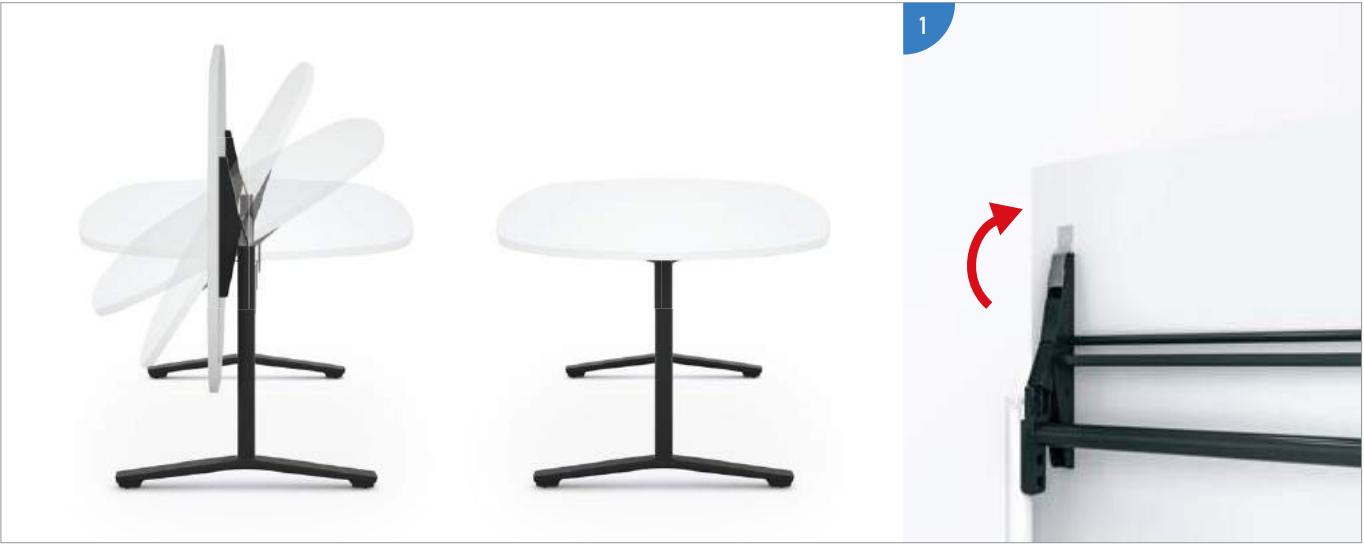


A casual meeting with relaxed posture. You can also use it as a relaxing space by bringing the tools you need for a meeting when use it as meeting space.

Conference Room



Settings that allow you to freely change the layout. You can maximize the usage of office space depending on the number of people and purpose.



Details

1

Flap control lever

VIENA comes with an option of flappable type. With under table lever, just lift the lever and the table top can be flip easily to stack away when not in use.

2

2-way wiring box

Table top comes with wire management that enable you to work at ease without worry of needing to change your devices.

3

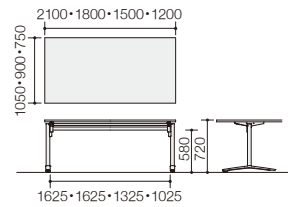
Casters mechanism

All table legs comes with casters for mobility.

Type Variations and Dimensions

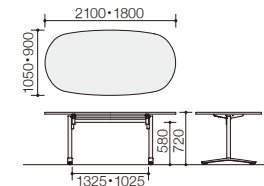
Flap Type

T-shaped legs/
Rectangle top plate



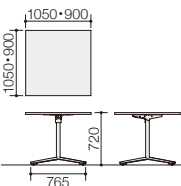
MT-V211

T-shaped legs/
Oval top plate



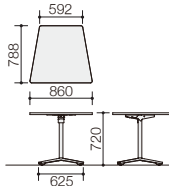
MT-VD211

Single column leg/
Square top plate



MT-V1010

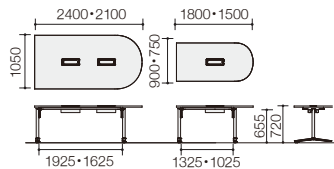
Single column leg/
Trapezoidal top plate



MT-VD87F

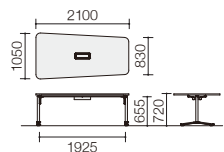
Top Plate Fixed Type

T-shaped legs/
U-shaped top plate



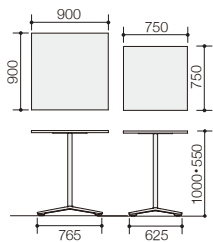
MT-VU241

T-shaped legs/
Tapered top plate



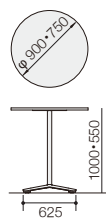
MT-VW211B

Single column leg/
Square top plate
(high type/low type)



MT-V99H/L•V77H/L-E

Single column leg/
Circular top plate
(high type/low type)



MT-VE9H/L•7H/L-E



Material Selections



Table Top Colour Options



Legs Colour Options





CALM

The CALM flip top table is designed for elegance and the ease of use. The straight line design make CALM the perfect choice for training, meeting purpose. The table is designed to incorporate both ergonomics and style. All components have their own distinct design that blend into any type of interiors and office environment.

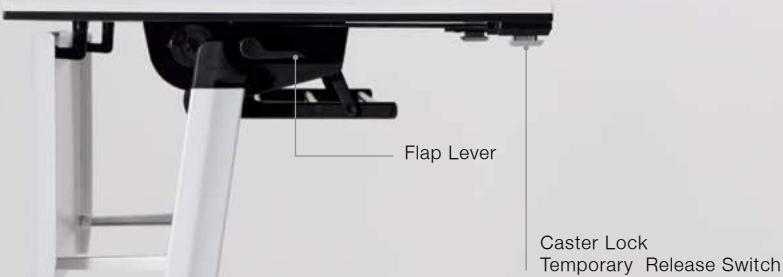
MEETING TABLE

TRAINING TABLE

QUICK COLLABORATION

MEETING CHAIR

In addition to the high fixation by four-wheel
caster lock, We are obsessive about the light
operability required for the table layout.

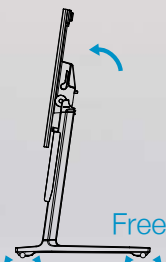


Caster Lock



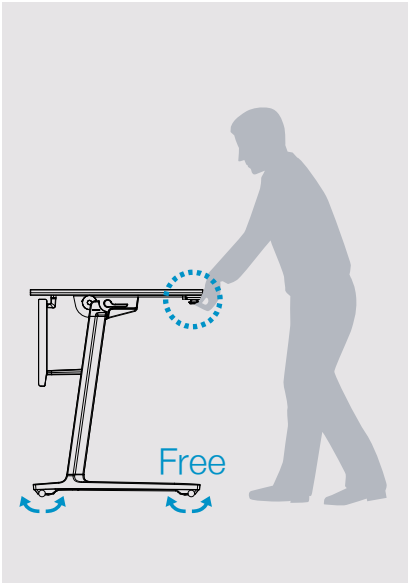
\$%&'(%)*

When descending the top
plate, caster of 4 wheels will
be automatically locked and
fixed firmly.



+,-).'/

Raise the top plate and caster
will be unlocked, and be able
to move.



Flat move mechanism

While pressing the plate switch on the back of the top plate,
the lock can be released temporarily. Horizontal movement is
possible with the top down, which is convenient for fine-tuning
the layout.



We are also offering the table
for one person in lecture or
group work.

Type Variations and Dimensions

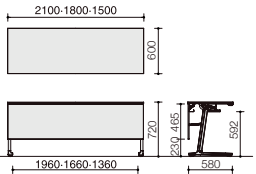
Wood
Panel Type



KT-PWS1401DE6CMG5NN



KT-PWS1403SAWPAWNN



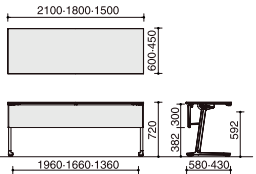
Resin
Panel Type



KT-PJ1409SAWPAWNN



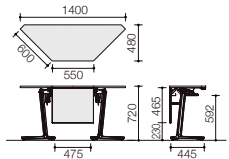
KT-PJ1401E6CMG5NN



Corner Type



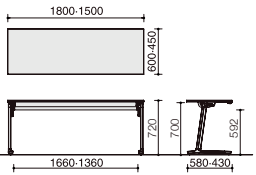
KT-PWSC141P81M10NN




Without Panel Type



KT-1402SAWPAWNN





Details

A conference table that combines high fixation and light mobility, is beautifully harmonised with the space

- 1

Implement a beautifully arranged meeting space

The leg shape that maximizes the left and right supports and the minimal design that sticks to the levers and switches give an orderly impression even when laying out many in an ample space.
- 2

Legs that can be displayed clearly even in a square-shaped layout

Wight-legged corner type. Adjoining a sense of unity with the table legs is created, with realizing in beauty and lower limb space.
- 3

Top plate and curtain plate with a sense of unity

Wood panel type designed to minimize the gap between the top plate and the curtain plate (4mm). Sophisticated design creates a high-grade feeling.
- 4

Full-wide panel that hides your feet

Minimized inter-panel issues. You can use without worrying about your feet.



Material Selections



Table Top Colour Options

- PAW
White
- M10
White Natural
- MG5
Ash Brown

Legs Colour Options

- SAW
White
- P81
Flat Silver
- E6C
Black



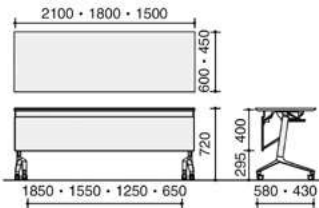
CONFEST

In a fast moving corporate world, time is of paramount importance as well as the costs involve in investing the right furniture to fit right into the tough economic climate. However, we acknowledge that group work is dynamic and time and time again ad hoc situation is something we cannot afford to avoid.

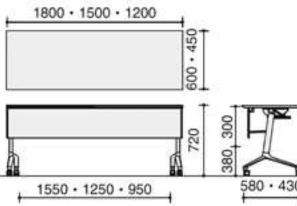


Type Variations and Dimensions

Rectangle Top
with Modesty Panel

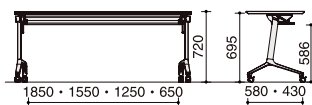


KT-PS1301

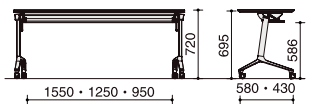


KT-PS1300L

Rectangle Top
without Modesty Panel

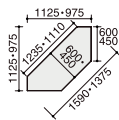


KT-S1300M



KT-S1300L

Angular Top
with Modesty Panel



KT-PSC1301

Details

1

When the tables are put together to join them, there are very little gap in-between.

2

Lever is designed in the way that when the table top is flip down, there is no way that the hand will be caught in-between.

Material Selection

Table Top Colour Options



MAW



M10



MG5



MEETING TABLE

TRAINING TABLE

QUICK COLLABORATION

MEETING CHAIR

Leafline

At the core of its function, Leafline is a table that fills in more role than you think. From multi-purpose room to meeting room and even seminar or training room. With its define design lever and smooth operation when to flip over the table top, every aspect of the design prospect is to create a safe to use and function product.



Details

- 1

Lever is designed in the way that when the table top is flip down, there is no way that the hand will be caught in-between.
- 2

The stacking gap in-between the table is so minimum that it could stack up to more tables that you could imagine. Thus save space.

Material Selections

Table Top Colour Options

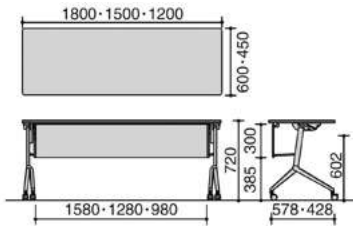


- PAW
- M10



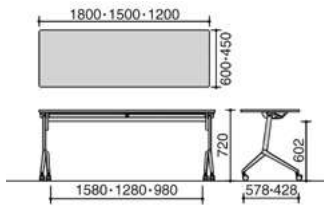
Type Variations and Dimensions

Rectangle Top
with Modesty Panel



KT-PS1201

Rectangle Top
without Modesty Panel



KT-S1201



MEETING TABLE

TRAINING TABLE

QUICK COLLABORATION

MEETING CHAIR

INITIA

INITIA is a lifting flap table that creates an active space and supports diverse work styles.


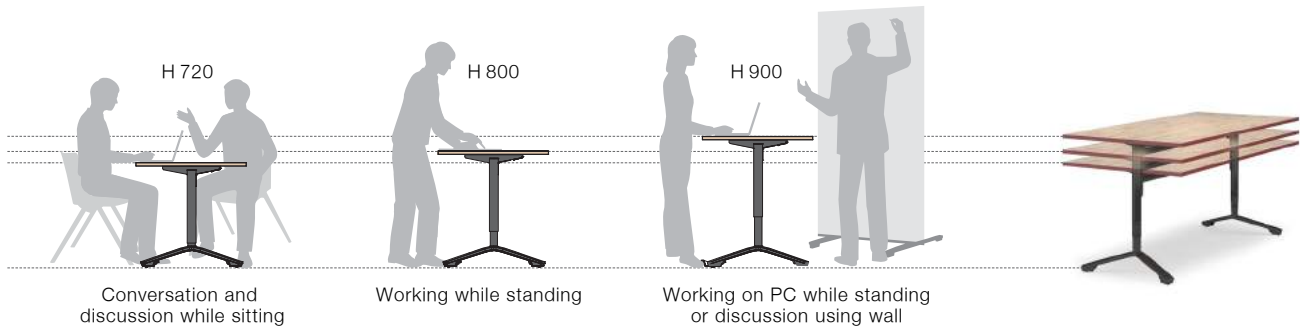


Functionality and features that provide the seamless usage for collaboration works.



3-level height adjustment function that can be easily adjusted according to work style

The height adjustment mechanism allows the basic height to be adjusted to 3 levels: H720mm, H800mm, and H900mm. You can easily change the height of the top plate depending on your situation and posture, such as standing or sitting.



Details

1

Flappable top

The table top comes with a flappable mechanism and is stackable when not in use, making it easy to set up the venue to suit the number of people.

2

Legs shape

Leg shape that allow you to sit from the side.

3

Lockable casters

The hidden castors allows the user to move the tables around seamlessly and effortlessly

4

Wide CMF and color edge that increased visibility

Beside from the 4 colors of the top plate, the lineup includes 5 colored edges in addition to the same color as the top plate. It improves visibility and is convenient for grouping workshops. Moreover, the legs are available in white, black, powder mint and soft terracotta, so you can choose to suit your space.



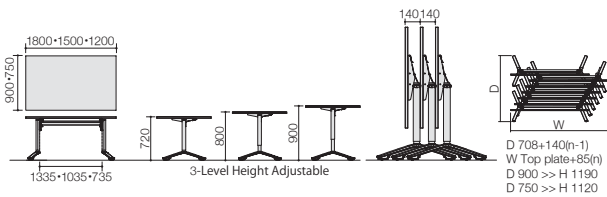
Type Variations and Dimensions

Square Top Plate

Standard Top/
Black Legs



High-Grade Top/
Soft Terracotta Legs



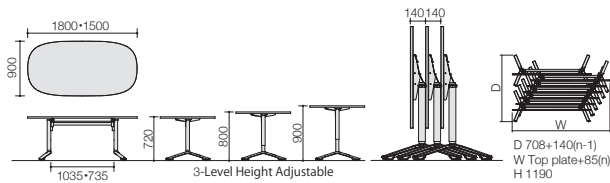
TIN-SK1809

Round Top Plate

Standard Top/
White Legs



High-Grade Top/
Powder Mint Legs




TIN-SD1809

Material Selections



Table Top & Edge Options

Standard Top



PAW
White



MY3
Timber Medium

Hi-Grade Top



MW1
Weathered Natural



MP1
Natural Oak

Colour Edge Options (Hi-Grade Top | MW1)



AG
Persian Red




E6C
Black



Q6
Deep Green




5K
Egyptian Blue



1V
Chatreuse Yellow

Legs Colour Options



SAA
White



E6A
Black



2H
Powder Mint



0T
Soft Terracotta



MEETING TABLE


TRAINING TABLE

QUICK COLLABORATION

MEETING CHAIR

Franka

Franka table comprises different sizes, shades, and color selections for different functions and usage. It works well for your pantry and social gathering area. Comes with a wide range of colors and materials combination, Franka aims to lift the mood and energy of the space.



Details

1

Shape and color variations available to suit the space

Various variations available to choose depending on the usage scene and ideal space image. The lineup includes 3 types of top plate shapes: rectangle, square, and circular, and 4 types of legs: four legs, single column, twin columns, and U-shape legs. Furthermore, the 4-leg type uses warm wooden legs and thin steel legs with beautiful lines.

3

10 color variations of the top plate

With a wide variety of textured and color variations, you can create your favorite space.

Standard top plate

A melamine top plate with a high-quality, natural wood grain pattern in white that has a clean feel and is highly space-friendly.

2

Various work options that suit ABW's work style

There are plenty of options to make it easier to work in the refresh area. If you add a cloth luggage rack, you can store your laptop and luggage during lunch and enjoy your time comfortably. We also have trays for storing small items and bag hooks.

High-grade top plate

The moderately rough wood grain creates a comfortable space. A melamine top plate that is also durable.

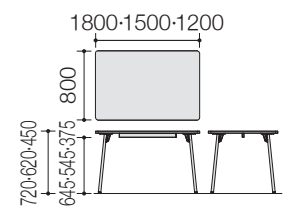
Wood veneer top plate

Features beautiful wood grain & a slim bottom edge. The warmth and texture of natural wood creates a high-quality space.

Type Variations and Dimensions

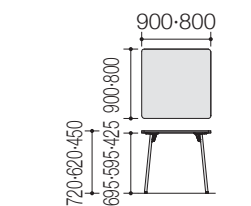
4 Legs Type

Rectangle Top/
Steel Legs



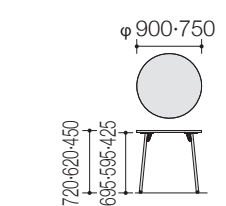
TFK-MK1804

Square Top/
Steel Legs



TFK-MS1212

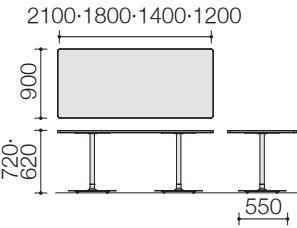
Round Top/
Steel Legs



TFK-MC1212

Twin Column Type

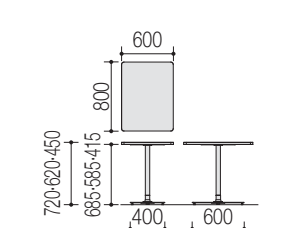
Rectangle Top/
Steel Base



TFK-DK2109

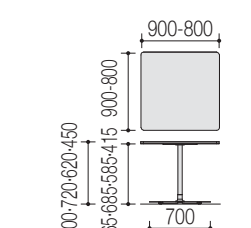
Single Column Type

Rectangle Top/
Steel Legs



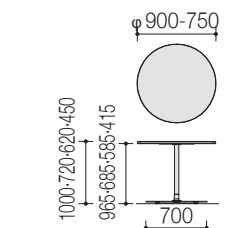
TFK-SK0608

Square Top/
Steel Base



TFK-SS0909

Round Top/
Steel Base



TFK-SC0909

Material Selections



Table Top Options

Standard Top



MAW
White



MT1
Natural Oak



MV5
Brown Walnut

Veneer Top



WN1
Natural



WP5
Brown

Hi-Grade Top



MLG
Light Grey



MMG
Medium Grey



MY3
Timber Medium



MP1
Natural Oak



MU5
Brown Walnut

Legs Options

Wooden Legs



WJ1
Natural



W65
Brown

Steel Legs/Base



SAA
White



E6A
Black



1K
Soft Beige

Accessory Options



Simple pocket

A simple pocket made of cloth where you can quickly put your computer and documents.



Detachable bag hook

A hook that makes it easy to hang luggage quickly and can be installed in any position.



Desk accessory holder

A tray that can hold work tools, disinfectant goods, etc. Easy to install with clamp type.



Bag hook

A hook for hanging luggage. Attached to the outside of each leg.



Outlet tap

You can hang it on the top of table leg and use it to charge your computer or cell phone.



Display attachment

You can attach the display to the edge of the table.



MEETING TABLE

TRAINING TABLE


QUICK COLLABORATION

MEETING CHAIR

Any Table

Detailed low-profile top and single-sided casters make light work.
Collaboration table for a new era.

Collaboration
table for
a new era



Details

- 1

Easy for combination furniture and color

With simple and monotone designed, it can combine with various chairs as well as "Any" collection.
- 2

Beamless design with comfortable space

Reducing interference with legs and chairs, helping to sit comfortably.
- 3

Simple casters for smooth movement

Equipped with casters on one side that are the same color as the top plate and legs. You can change the layout smoothly.
- 4

Sustainability

Environmentally friendly materials and manufacturing methods
- 5

Edgeless top plate

Edgeless design achieved by steel painted finish. The entire top plate is the same color and has a unified design.
- 6

Casters without stopper

It has polyurethane-wrapped casters that won't scratch the floor even on hard floors like wood flooring.



Type Variations and Dimensions

Rectangle Type

1800•1500
900•750
720
700
1710•1410
810•660

TAN-MK1809•1507M1

1500
750
1000
980
1410
660

TAN-MK1507H1

Square Type

900•750
900•750
720
700
810•660
810•660

TAN-MS0909•0707M1

Trapezoid Type

1460
750
650
720
700
685
1365

TAN-MZ1506M1

Material Selections

Frame & Legs
Colour Options

E6A
Black

E2A
Light Grey

Q6A
Deep Green

39A
Ash Turquoise

9GA
Ash Pink

1SA
Olive Yellow



WORKFIT

Freedom of movement, Freedom within the workplace. As more and more people are heading towards the open office space design, WORKFIT is designed with the new-generation working style in mind. Its open design style facilitates better communication between colleagues and co-workers, and allows for a quicker exchange of information amongst parties.

MEETING TABLE
TRAINING TABLE
QUICK COLLABORATION
MEETING CHAIR

Type Variations



Prepare 01

Providing the space for light work and touch down spot before moving to the next action.



Prepare 02

A simple high stools and desk for collaboration and quick discussion area.



Chat

This work style is made for social space. Ideal for gathering and a quick catch-up within the office.



Co-Work

This work style enable a close working relationship with another co-worker whenever you need it.



Focus 01

Semi-open seat to fit into the office. Individual table can be place together, place a panel in between for privacy and focusing.



Focus 02

This work style fit well for individual focusing and time away from the rest.



Discuss

Fit for a quick gathering and discussion. Equipped with storage cabinets for better filing purposes.



Manage

Fit for open management. This table better facilitates the Manager's daily work.

Fit to Your Style

Flexibility is another key point as well. As spaces are getting more compact, there becomes a need to have items that are both space saving, and have multiple usage. Ranging from workbenches to management and meeting tables, with different types of personalisable discussion areas, WORKFIT is able to cater to different needs any office space may need.



Details

- 1

The worktop shelving system allows for different working style. It allows to place any accessories and stationery, and at the same time it will not obstruct the wires from the wire cable box.
- 2

Seamless wire management, that allows the wires run freely under the worktop shelving system.
- 3

The wire tray is situated in such a way that allows greater use of table surface, giving you more space to work in.
- 4

Add on accessories such as low partition can be place inbetween the table, it acts as a privacy also for displaying of items. The desktop shelving comes with socket output, so that you could charge your devices.
- 5

Add-on panels allows different usage, suitable for individual concentration and privacy. It comes with varies heights and selection of fabric upholstery.
- 6

The middle leg can be set in further for more legs room as well as allows for more users.
- 7

The wiring cover comes with an option of for different opening. Be it from the edge or the middle of the cover tray.
- 8

When the castor legs is put to lock position, the stopper contacts the floor firmly thus prevent even the slightest movement.



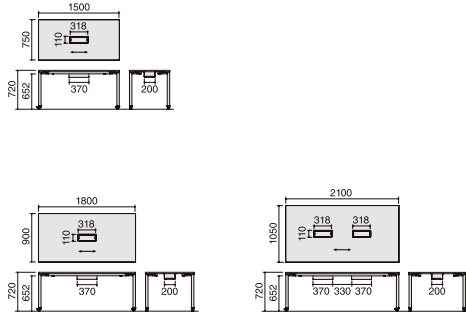
Type Variations and Dimensions

All-Side Table



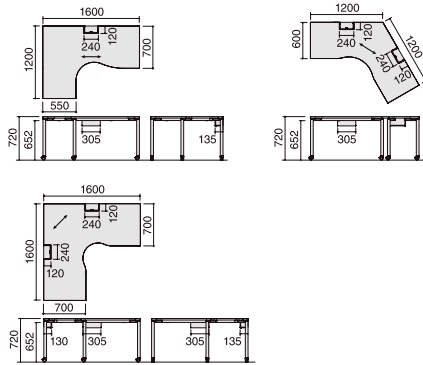
SD-WFA

Rectangle Meeting Table



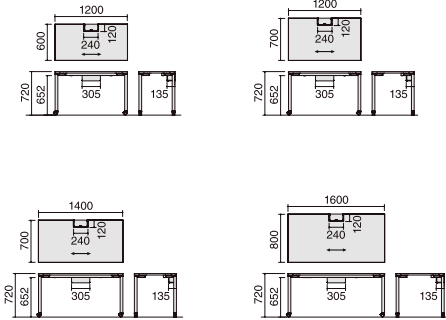
SD-WFTBA •SD-WFTA

L-Shaped Table



SD-WFAL

Single Side Table

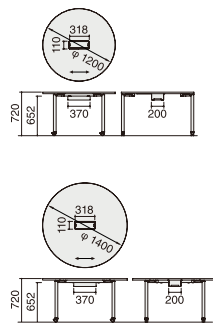


SD-WFA



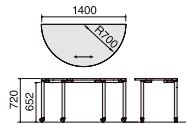
Type Variations and Dimensions

Round Meeting Table



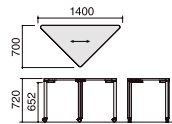
SD-WFTBA •SD-WFTA

Half-Round Meeting Table



SD-WFTA

Trapezium Meeting Table



SD-WFTA

Material Selections



Table Top Colour Options

MAW White	M10 White Natural
MP2 Rustic Medium	MG5 Ash Brown

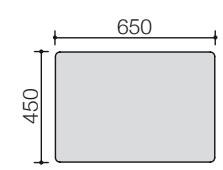
Legs Colour Options

SAA White	P81 Flat Silver	E6A Black



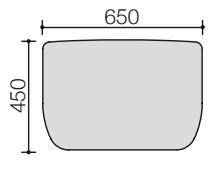
Type Variations and Dimensions

Square Top Plate Type




KT-PS126APAWNN

Group Top Plate Type



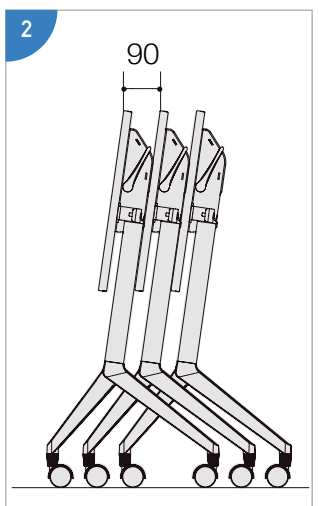
KT-126BPAWNN

Details



1

The resin hooks are attached at both sides of the table. (Load 5 kg.)



2

Parallel stack (Stack pitch 90 mm). Possibility to store compactly.

Material Selection

Table Top Colour Option



- PAW White
- M10 White Natural

Leafline/S



Meeting Chair

Meeting Chair

ingLIFE	p.212
Pallo	p.220
Liite	p.226
Any	p.232
Cuna	p.238
Stacka	p.242
Cocotte	p.248
Protty	p.252
Kate	p.258
All in one	p.264
Spline	p.270
Piega	p.276
Clavo	p.282


1



ingLIFE

P.212


2



Pallo

P.220

3



Liite

P.226

4



Any

P.232

5



Cuna

P.238

6



Stacka

P.242


7



Cocotte

P.248

8



Protty

P.252

9



Kate

P.258

10



All in one

P.264


11



Spline

P.270

12



Piega

P.276

13



Clavo

P.282





360°
Gliding
Chair **ingLIFE**

ingLIFE is a working chair that lets you enjoy life and work at the same time with a gliding chair that has a mechanism that allows the seat surface to move 360°

MEETING TABLE

TRAINING TABLE

QUICK COLLABORATION

MEETING CHAIR

360°
Gliding
Chair **ingLIFE**

A working chair that
allows you to enjoy
work and life.



360° Gliding Chair | ingLIFE

Adopts a unique mechanism that moves the seat surface using gravity without using springs. From large people to children, it uses the body weight of the person to create comfortable movements.

In addition, the seat surface is designed to be wide. Maintains comfort in any sitting position, including cross-legged.



Multi-objective chair for variety of situations

The seat sways slowly to naturally align your core. Gentle form and texture that harmonizes with your living room.

Working, reading, studying, eating, enjoying ...
A working chair that allows you to enjoy
"concentrating," "relaxing," and "eating."



MEETING TABLE

TRAINING TABLE

QUICK COLLABORATION

MEETING CHAIR



Supports your spine in an S-shape just by sitting down

The gliding mechanism allows the seat to move freely 360 degrees, giving the feeling of sitting on a balance ball, relieving the load on the upper body when sitting. Whether you're leaning forward to work on your PC or leaning back to formulate an idea, you can naturally adjust your posture to work easily just by sitting .



Details

1

Wide backrest that gently envelops you

It firmly holds your body even when you move from side to side, and gently envelops you. You can choose from wood type and cushion type.

3

Grip elbow for effective swinging

Fixed grip elbows that are not linked to gliding. You can refresh yourself effectively by moving your body while holding it.

2

Wide seat for comfortable seating

The wide and spacious seat accommodates the movement of gliding and allows you to sit freely.

4

Casual & compact mechanism

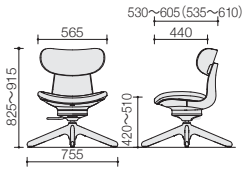
The compact and soft-looking mechanism has a low profile and blends seamlessly into casual interiors.



Type Variations and Dimensions

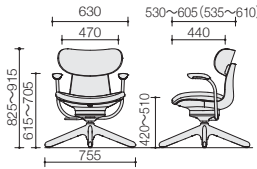
Fixed Legs Type

Cushion Backrest without Armrest



C05-B10CGL•SGL•CCL

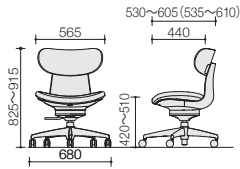
Wooden Backrest with Armrest



C05-B11CGL•SGL•CCL

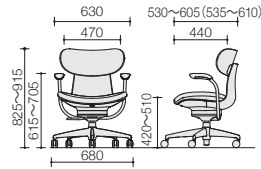
Casters Type

Cushion Backrest without Armrest



C05-B10CG•SG•CC(W•U)

Wooden Backrest with Armrest



C05-B11CG•SG•CC(W•U)

Material Selections




Backrest Options


Cushion Backrest Type



Wooden Backrest Type



Seat & Body Options



Leg Options

Casters



4 Legs



Accessory Options

Casters

Nylon casters



For soft floors such as carpets

Polyurethane wrapped casters



For hard floors such as wood flooring

4 Legs

Nylon leg tips



For ease of slipping. Can be used on a variety of floors.

Felt leg tips (optional)



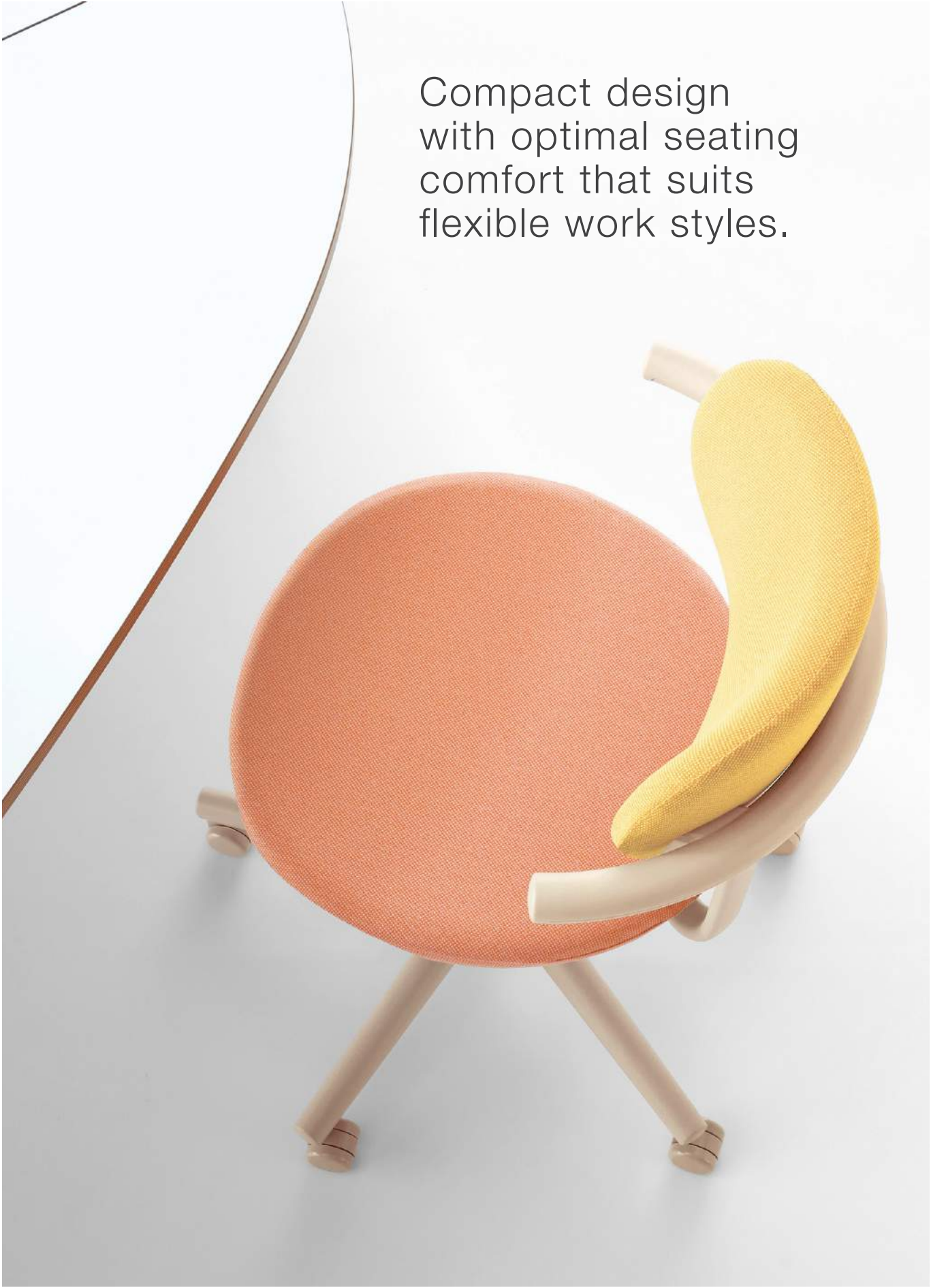
Optional for more concerned about not damaging the floor.





pallo

A chair that supports flexible movement and help maintain a proper posture, the seat and back cushion could be replaced easily.



Compact design
with optimal seating
comfort that suits
flexible work styles.



Details

- 1

Customization

Choice of Fabric backrest, Poly backrest or Plywood backrest
- 2

Replaceable seat

Twist and replace with a new seat without the need for tools
- 3

Replaceable backrest

Easily replaceable clip-on and secure attachment
- 4

Forward tilt

If you apply a load to the front of the seat, the seat will tilt forward. By widening the opening angle of the back seat, pressure on the thighs is also reduced.

Forward tilt angle: 5°
- 5

Auto adjust locking

This function automatically adjusts the rocking strength according to the weight of the person sitting. Achieves comfortable rocking at all times without any operation.

Rocking angle: 12°
- 6

Seat height adjustment

The height of the seat can be adjusted to suit your desk height, physique, and working posture.

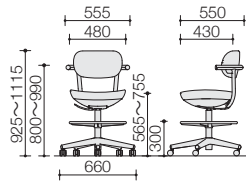
Vertical stroke
Standard type: 90mm
High type: 190mm



Type Variations and Dimensions

High Type

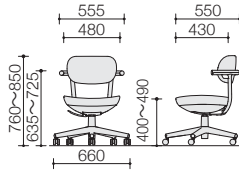
Cushion Backrest
(Black legs only)



C07-B21CU

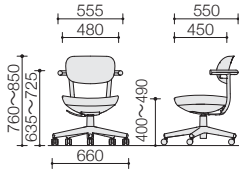
Standard Type

Cushion Backrest



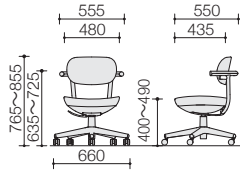
C07-(B•G•Z)11CU

Resin Backrest



C07-(B•G•Z)11JU

Wooden Backrest



C07-(B•G•Z)11GU

Material Selections




Seat & Backrest Options


Fabric




Wooden Backrest



Resin Backrest



Leg & Body Options



Accessory Options

Casters



Polyurethane wrapped Casters

It is designed to prevent scratches even on hard floors such as wood flooring. *Do not use on cushioned floors. It may damage the floor.



Single rubber Caster (optional)

Suitable for hard and slippery floors such as P tiles and wooden floor. *Do not use on cushioned floors. It may damage the floor.




Liite

Combining a living room-like design with work functionality.
A casual chair that blends easily into your work space.



Casual chair
that fits easily
into work spaces.



Tilt mechanism and shell shape support long hours of work

The three-dimensional shape of the chip-molded urethane seat provides a stable posture and a feeling of envelopment. A tilt mechanism that tilts the back seat provides a comfortable working posture. The tilt function supports a comfortable working posture by tilting 3 degrees forward and 6 degrees backward.

Details

1

Tilt mechanism

A tilt mechanism that tilts 3° forward and 6° backward supports a comfortable working posture.

2

Back shell shape with a feeling of enveloping

The round shell shape provides a soft and comfortable sitting experience.

3

Covering back cushion

The back cushion, which gets dirty easily, can be easily replaced with a snap button. You can use it for a long time in good condition. *Cannot be washed.

4

Chip mold urethane

This is a recycled material made by crushing and compression molding urethane scraps generated during the manufacturing process of furniture, cars, and general miscellaneous goods. It combines the reproducibility of a three-dimensional curved surface that easily fits the body and recyclability.

5

Recycled resin (TEXa)

The material of the resin shell is bioplastic made from recycled palm oil bunches (inedible parts), which are agricultural waste. This reduces the amount of petroleum-derived plastic used and contributes to reducing carbon dioxide emissions.



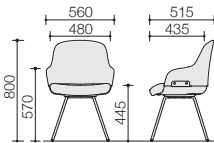
Type Variations and Dimensions

4 Legs Type

Cushion Backrest



Resin Backrest



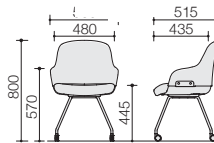
K16-(W•B•Z)02CZ

Casters Type

Cushion Backrest



Resin Backrest



K16-(W•B•Z)22CU

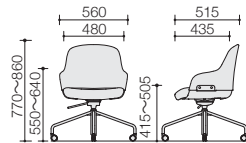
Lifting Legs Type

(Back & Seat Rotation)

Cushion Backrest



Resin Backrest



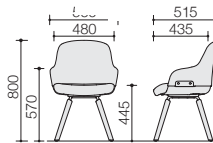
K16-(W•B•Z)G2CU

Wooden Legs Type

Cushion Backrest



Resin Backrest



K16-(D•R)02CZ

Material Selections



Seat & Backrest Colour Options

Fabric

G2E6 Black	G2E2 Light Grey	G2M6 Dark Greige	G21K Soft Beige
G2Q6 Deep Green	G22J Opal Green	G2T7 Navy	G239 Ash Turquoise
G2AG Persian Red	G20Y Pale Terracotta	G21S Olive Yellow	

Leg Option

Wooden Leg Type

WJ1 Natural	W65 Brown

4 Legs, Casters & Lifting Legs Type

SAA White	E6A Black
1KA Soft Beige	

Resin Backrest Colour Option

Resin (TEXa)

E2Y Light Grey	E6Y Black
1KY Soft Beige	

Accessory Options

Replacement Cushion Backrest





Any

Slim, colourful and sleek with the design for comfort in mind, Any is designed for durabubility, comfort, and versatility. Designed and made in Japan. Any is a stylish stack-able chair that is suitable for all training, seminar, and multi-purpose usages.

MEETING TABLE

TRAINING TABLE

QUICK COLLABORATION

MEETING CHAIR



The Chair that Supports
your Work + Life



**Urethane
Seat Cushion**

High grade polypropylene backrest
to withstand tension and shock.



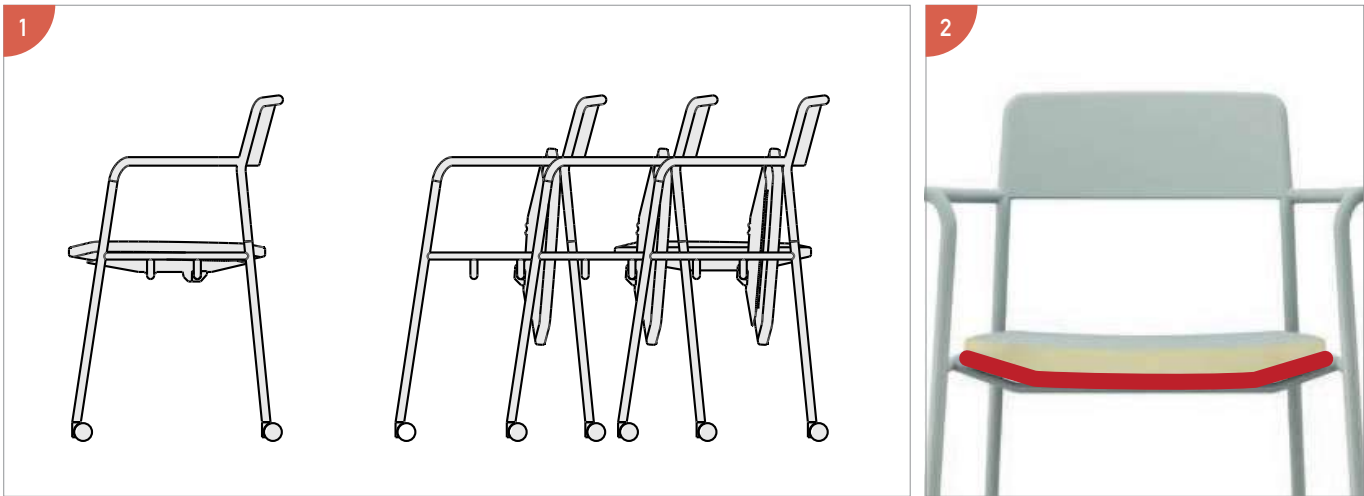
Mobility

Stack the chairs away when
not in use. With a minimum gap
in-between the stacking chairs.



**Easy to
Store Away**

The chair is light-weight, is easy
to move with your elbows and
casters users can freely move
and push the chair around
seamlessly.



Details

1
Horizontal stack
By raising the seating surface, horizontally, you can stack it.
(Stack pitch: 250mm)

2
Seat cushion structure
The thickness of the base layer with the deepest central part set with urethane overlap.

Material Selections

Frame Colour Options

BK	E2	Q6
39	1S	9G

Seat Frabic Options

G2E6	G2E2	G2Q6
G239	G21S	G29G



MEETING TABLE



TRAINING TABLE

QUICK COLLABORATION

MEETING CHAIR

cuna

CUNA chair was designed to fit all types of activities. With its curved base, it allows the user to rock the chair in a slow and supple movement. Be it working, using your devices, or chatting away, Cuna is the best companion to help you settle in seamlessly.



Details

1

Supports optimal posture by natural swaying

The inclined leg frame transfers body weight while swaying to prompt comfortable seating. Supports forward, upright, and backward leaning postures to aid the working posture.


2

Seat cushion structure

A thick molded urethane layer is layered on the base layer at deep central part. It has a good seating feel and is highly durable.

3


PP backrest with Antibacterial agent*











The use of PP antibacteria material for the backrest provides the back support you needed for your personal hygiene. 99% of bacteria are reduces after 24 hours compared to the surface of products that are not treated with antibacterial treatment. Antibacterial properties are based on test results according to the international standard ISO22196.

*Antibacterial performance is only for the back plate.

Material Selections



Frame & Seat Colour Options

Frame (Resin)	 BK	 E2	 E2	 E2
Seat (Fabric)	 GHM6 Dark Greige	 GH1K Soft Greige	 GH2J Opal Green	 GH1S Olive Yellow

Type Variations and Dimensions

Black Frame



K13-ZZ11C-BKGHM61

Light Grey Frame



K13-ZZ11C-E2GH2J1





STACKA

A multi-stacking chair that enriches your space layout. With a sophisticated design and excellent storage capacity, STACKA is perfect for active spaces. They can be stacked both horizontally and vertically, flexibly meeting the needs of spatial flexibility. In addition, the design with sharp lines fits beautifully in any space, not only when in use but also when stacking.

MEETING TABLE

TRAINING TABLE

QUICK COLLABORATION

MEETING CHAIR



Multi-stacking chair
that enriches
your space layout.



Details

1

Two stacking functions expand the possibilities of space utilization

Can be stacked horizontally or vertically. Stack horizontally when you want to quickly avoid it while working, or stack vertically when you want to store it securely in the backyard, ensuring high storage efficiency and storage variation. It can be flexibly adapted to suit the scene.

Horizontal stack
By flipping up the seat surface, you can stack horizontally.
(Stack pitch: 120mm)

Vertical stack
Can be stacked vertically. (Stack pitch: 105mm)

2

High efficiency with sophisticated design

The key point is the sophisticated design while being highly efficient in storage.

The sharp lines are beautiful and give a clean impression whether displayed with multiple legs or stacked.

3

A wide range of variations to meet your needs

We have a wide range of options available. You can add a T-shaped arm or a memo stand whether it has casters or not.

The nuanced colors blend well into casual spaces. You can choose the body color between black and white.



Type Variations and Dimensions

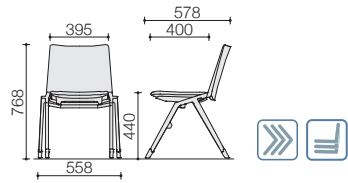
Fixed Legs Type



Duo Color with T-shape Arm Single Color with T-shape Arm



Duo Color without Armrest Single Color without Armrest



K12-(B•W)010

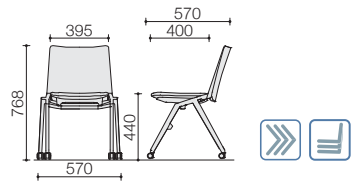
Castors Type



Duo Color with T-shape Arm Single Color with T-shape Arm



Duo Color without Armrest Single Color without Armrest




K12-(B•W)210

Material Selections




Legs & Armrest Colour Options



Pre-Selection Duo Colour Options



Pre-Selection Single Colour Options



Accessory Options

T-Shaped Armrest



Memo Stand





MEETING TABLE

TRAINING TABLE

QUICK COLLABORATION

MEETING CHAIR

cocotte

A compact chair that won't get in the way even in narrow aisles.
A wide variety of options are available.



Details

- 1

Lifting function allows for various heights
Seat height that can be used with tables from H720 to H900. (SH480~670)
- 2

Sleek circle leg for stability
Circle leg is thin and sleek to prevent from tripping.
- 3

Easy to handle
Handle on the back of the seat to make it easier to move.
- 4

Shape for infection control
The back shell has a design that eliminates unevenness and is easy to wipe off.
- 5

Easy-to-maintain leg area
The white legs of the white shell type use CleanTect coating. Leg wings with excellent dirt resistance and a compact and easy-to-use footrest.

Material Selections

Pre-selection Combination White Shell

Body

E1
White Grey

Back & Seat Colour Options
Eco PVC Leather - Alcohol and sodium hypochlorite resistant.

VZMD White Beige	VZL1 Pale Lime	VZ62 Light Marine	VZ92 Light Rose	VZ17 Lemon Yellow
---------------------	-------------------	----------------------	--------------------	----------------------

*The white legs of the white shell type are coated with CleanTect coating.

Pre-selection Combination Black Shell

Body

E6
Black

Back & Seat Colour Options

VZE6 Black	VZEA Natural Grey	VZ64 Medium Marine
---------------	----------------------	-----------------------

Eco PVC Leather
Alcohol and sodium hypochlorite resistant.

Type Variations and Dimensions

Circle Legs Type

Without Backrest

CR-CG540

With Backrest

CR-CG542

Casters Type

Without Backrest

CR-FG540


With Backrest and Footrest

CR-FG542



Pratty

A meeting chair that provides comfortable sitting even for long periods of time. Create a space with a wide variety of colors.



Details

1

The back seat cover is replaceable

Long-life design that allows you to easily replace it when you want to change the color or pattern of the chair or when it gets dirty.

Back cover can be additionally attached to the resin back type.

2

Compact armrest design

A compact armrest that makes it easy to sit and stand. Short armrest design, so it does not get in the way of the surrounding furniture.

3

Seat cushion structure

By creating a surface shape on the base layer of the seat to support the pelvis, and placing a cushion layer on top of it, we have achieved both a stable posture and a feeling of envelopment.

Material Selections



Legs and Body Colour Options

Body (Resin)		
	BK Black	1K Beige
Legs		
	E6A Black	1KA Beige

Seat and Cushion Backrest Colour Options

G2E6 Dark	G2E2 Light Grey	G2M6 Dark Greige	G21K Soft Beige	G2Q6 Deep Green	G22J Opal Green
G2T7 Navy	G239 Ask Turquoise	G29G Ask Pink	G2AG Persian Red	G20Y Pale Terracotta	G21S Olive Yellow

Accessory Options

Casters

Nylon Casters



Suitable for soft floors such as carpet.

Rubber Single Wheel Cast



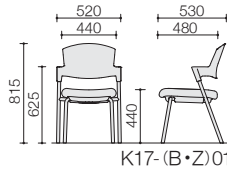
Suitable for hard and slippery floors such as P tiles and wooden floor.



Type Variations and Dimensions

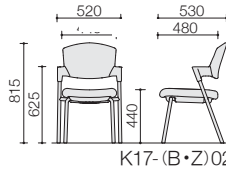
Fixed Legs Type

Resin Backrest



K17-(B•Z)01

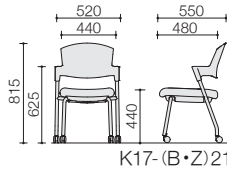
Cushion Backrest



K17-(B•Z)02

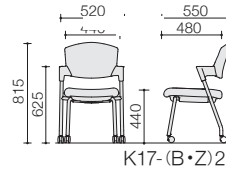
Casters Type

Resin Backrest



K17-(B•Z)21

Cushion Backrest



K17-(B•Z)22



MEETING TABLE

TRAINING TABLE

QUICK COLLABORATION


MEETING CHAIR

KATE

Slim, colourful and sleek with the design for comfort in mind, Any is designed for durability, comfort, and versatility. Designed and made in Japan. Any is a stylish stack-able chair that is suitable for all training, seminar, and multi-purpose usages.

Creating a place Be more free and positive with lightweight chair

Light to carry and easy to stack.
Quickly adapt to change in layout and number of people.



Details

1

The lightest material for domestic metal

Magnesium contains a specific weight of 1.7 and has the lightest weight among domestic metals. Typical metals have the specific weight of 2.7 for aluminum, 4.5 for titanium, 7.1 for zinc, and 7.9 for iron.

Better than iron or aluminum
Specific strength, specific durability

Specific strength (strength/weight) and specific durability (durability/ density) of magnesium is higher than iron, aluminium or resin material.

2

Removable seat pad

The seat pad is soft to sit on and the back side does not slip.

3

Easily stackable lightweight

The lightweight enable anyone to lift and move easily.

*For the seat pad type, please remove the seat pad before stacking.

Material Selections



Seat Pad Attached Type

Body And Seat Colour Options

Body	BK Black	E2 Light Gray	LT Apache Green	6M Bright Blue	AH Coral Red
	GSEW Night Gray	GSEA Neutral Gray	GSLR Willow Green	GST5 Indigo Blue	GSA2 Light Coral
Seat					
	BKGSEW	E2GSEA	LTGSLR	6MGST5	AHGSA2

Nude Type


Body Colour Options

BK Black	E2 Light Gray	LT Apache Green	6M Bright Blue	AH Coral Red
-------------	------------------	--------------------	-------------------	-----------------



Type Variations and Dimensions

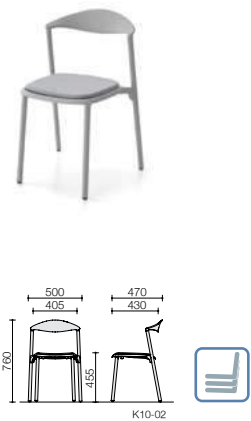
Nude Type



Nude Type	
Product Color	
Black	K10-01-BK1
Light Grey	K10-01-E21
Apache Green	K10-01-LT1
Bright Blue	K10-01-6M1
Coral Red	K10-01-AH1

Back・Seat・Leg / Magnesium
Seat pad / Slab polyurethane
• Number of stackable chairs / 4 high

Seat Pad Attached Type



Seat Pad Attached Type	
Product Color	
Black	K10-02-BKGSEW1
Light Grey	K10-02-E2GSEA1
Apache Green	K10-02-LTGSLR1
Bright Blue	K10-02-6MGST51
Coral Red	K10-02-AHGSA21



MEETING TABLE

TRAINING TABLE

QUICK COLLABORATION

MEETING CHAIR

All in One

With “all-in-one” with large top board, meeting room is not necessary. The chair supports collaboration in natural and is suitable for TV conference and small group discussion, by seamlessly move the chairs around.



Seat Cushion Type

Tension Type

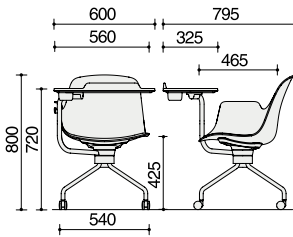
A soft touch between the surface and the base layer. With the additional base layer, it makes sitting on long hours comfortable.

Type Variations and Dimensions

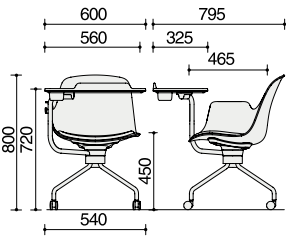
Back Seat Resin

Seat Cushion

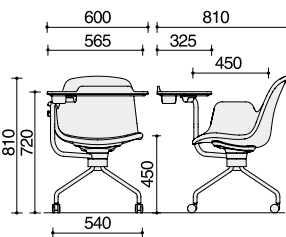
Tension



K02-802W



K02-812W



K02-822W



Details

- 1
Tablet comes with cup holder and it is movable. The width of the tablet is cater for A3 paper sideways.
Tablet dimensions:
W600 x D325
- 2
The position of the note board is adjustable according to the individual's physique and size.
- 3
Seat and note board can be rotated, for smooth enter and exit.
- 4
Side of the chair comes with hook for hanging of bag.



Material Selections

Fabric Colour Options

GYEB

GY5J

GYLK

GY0X

Legs Colour Options

SAA

E6A

Frame Colour Options

PAW

BK



MEETING TABLE

TRAINING TABLE

QUICK COLLABORATION

MEETING CHAIR

Spline

Minimalist design that aims to harmonize with the interiors

Spline is the modern, functional and flexible chair. Comes with both options of cantilever or castors legs, it provides a flexible option when choosing the chairs for different usage and function. Comes with the black sleek legs that gives an exclusive look of the chair. Made and designed in Japan, Spline is the chair for all environment and office space.

Designs that exquisitely combine straight lines and curves. Soft surface that aims to make you feel comfortable while the shape, transparent mesh material and sharp aluminium legs portray a light expression.



Type Variations and Dimensions

Cantilever Legs



Black Frame with Chrome Leg



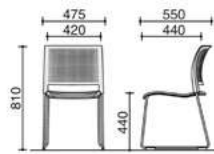
White Frame with Chrome Leg



Black Frame with Black Steel Epoxy Leg



White Frame with Cushion Seat Pan in Stainless Steel Leg



CK-M360

Castors



Black Frame with Silver Painted Leg



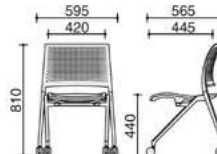
Grey Frame with Silver Painted Leg



White Frame with Silver Painted Leg



Black Frame with Black Painted Leg



CK-370



Material Selections



Frame

PAW

Seats Mesh Colour Options



GLEW


GLT4

GLQ4

GL7E


Pre-selection Combination/
Grey Frame

Frame



E2


Seats Mesh Colour Option



GLE2



Pre-selection Combination/
Black Frame

Frame



E6

Seats Mesh Colour Options



GLE6

GLT6

GLAB



Piega

Piega is light-weight and comes with optional finishes for the backrest and various colours of fabric upholstery. The angle of the backrest is designed in an angle that fully support the weight of the user.

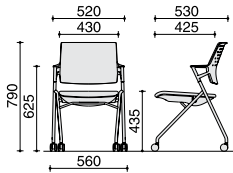


Type Variations and Dimensions

Cushion Backrest

Black Shell

White Shell

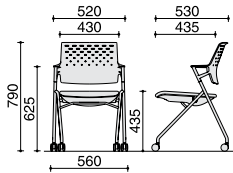


CK-M722

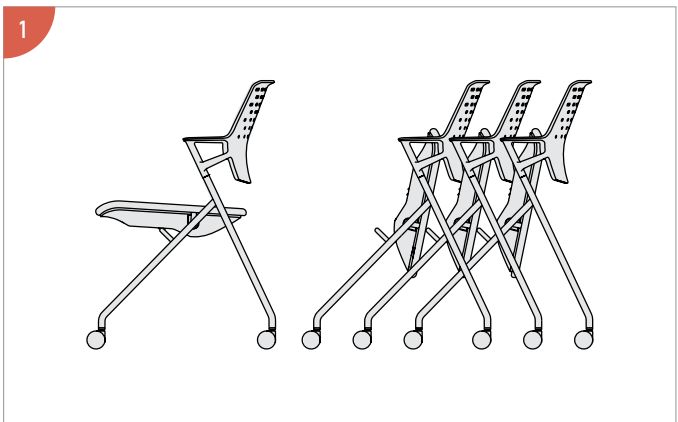
Resin Backrest

Black Shell

White Shell



CK-M720



Details

- 1

Horizontal stack


You can stack horizontally by flipping up the seat.
(Stack pitch: 160mm)
- 2

Seat cushion structure

Material containing elastic tension is used for the base layer of the seat.
It absorbs the impact of sitting and disperses body pressure.



Material Selections



Back Colour Options (Resin)

PAW
White

E6
Black

Back and Seat Selections (Fabric)

 GXB6 Black	 GXE3 Soft Gray	 GXT6 Prussian Blue	 GXT4 Turquoise
 GXQ5 Olive Green	 GXQ4 Light Olive	 GXA8 Carmine	 GXY4 Tangerine

Legs Colour Options

Plated Leg

Silver
Painted Leg

White
Painted Legs

Accessory Options

Casters

(-W)
Nylon Casters

(-V)
Rubber Single Wheel Cast

Note Stand (A3)

CKT-720A3
Top Plate Size
Stack pitch when mounted

Silver Coated
460 × 320 mm
290 mm

Note Stand (A4)

CKT-720
Top Plate Size
Stack pitch when mounted

Silver Coated
320 × 240 mm
210 mm

Shelf

CKS-720
Silver Coated



MEETING TABLE

TRAINING TABLE

QUICK COLLABORATION

MEETING CHAIR

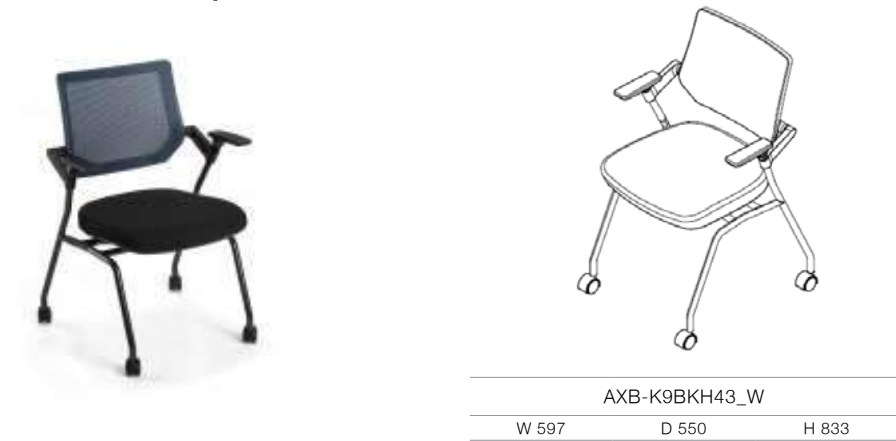
CLAVO

A cost-effective training chair with great comfort even after a long-term use. From private offices to open area. In addition, the meeting usage and the number of participants can be adjusted based on the layout.



Type Variations and Dimensions

Without Armpad



With Armpad



Details

- 1

Optional with or without table-board

There are optional to for with or without the table-board depends on daily usage of the office space. Table-board colour is align with the chairs' frame to create a simple and useful design either for informal meeting or formal meeting.
- 2

Stable and space saving

With the improve of the chairs' frame, it provide solution for limited working space as stacked horizontal clearance is only 205mm. By this way, it helps the organisation to organise their furniture neatly and properly.

Material Selections



Backrest Colour Options

- 

KCJE6
Black
- 

KCJM1
Grey
- 

KCIY3
Orange
- 

KCJT5
Blue
- 

KCJQ5
Green

Cushion Colour Options

- 

KCJE6
Black
- 

KCJM1
Grey
- 

KCJY3
Orange
- 

KCJTS
Blue
- 

KCJQ5
Green

Days Office

Days Table

- Flip Top
-
- p.296
- Pile Pipe
-
- p.298

Days Chair

- Offset Frame
-
- p.300
- Wood Side
-
- p.302
- Hang Like
-
- p.304



1

Flip Top

P.296



2

Pile Pipe

P.298



3

Offset Frame

P.300



4

Wood Side

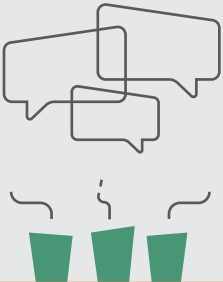
P.302



5

Hang Like

P.304





DAYS OFFICE

The evolution of casual looking furniture that makes you feel like at home has been evolving in this current office trends. Research has also shown that more and more employees will spend more free time within the office and to take a moment to relax and having some social time with their colleagues.

DAYS TABLE

DAYS CHAIR

LOUNGE TABLE

LOUNGE CHAIR

COLLABORATIVE

FOCUS

PARTITION

STORAGE

WHITEBOARD



DAYS OFFICE

6 Reasons



All in one!

A new way to spend time at the office is be able to provide a comprehensive furniture range within the office area. Different ranges of furniture from chairs to tables and shelving support the way we work. Just one collection, complete your office outlook and design taste.



Total space and Co-ordination

Comprehensive is the way forward. Varies furniture selections to create the office look to achieve. A causal space and environment that also support Activities base work style. The furniture colours selections aim to make the whole selection cosy and comfortable.




Seamless assembly, easy and fast

There is no need to engage professional installer to assemble the furniture. It can be easily assemble and also re-location. All assemble work can take place from a small area and eventually spread through the rest of the office space and area.



Pleasant and cosy office

Anyone can be a planner with DAYS OFFICE collection. There is no need to engage professional interior designer, just simply plan and install, simple and no frill.



Chairs that sit well at home too

DAYS OFFICE chairs are designed in the way that is also suitable and compatible for home owners and users. The design can sit in seamlessly and prettily in any of the modern contemporary homes.



The experiential experience

In 'Live Office', Kokuyo Employees actually work in the DAYS OFFICE experience. It gives you the experience unlike the typical office furniture, thus it aims to improve the well being of the employees.

ABW Setting

ABW : Activity Based Working



1

Socialising & Rejuvenating

Spaces the blur between work and home create a comfortable environment, invite people to relax and think outside the box.

2

Solo / Focus Work

Some toggle between introverted and extroverted modes throughout the day. Spaces allow people to escape, ponder and disconnect from the general spaces.

3

Collaboration

Spaces that allows dynamic teamwork and collaboration. Very often this is the space where synergy and new ideas in borne.

4

Learning

Employee's hunger for knowledge is essential. A space is needed for employees to be self regulated where quench their thirst of knowledge.

FREEDOM OF

Expression

The all in one feature allows you to confiure to your preference office environment.

Creating your dream office by just choosing a wide range of furniture to built that kind of office space and identity.

From the ground, choose they type of finishes, colour tones all the way to complete the look of a proper office is seamless and easy.

A

Type Office

Planning of the office space can be determine by the space area within the office. Is flexible to choose the essential elements to include in the planning, shelving as a partition, cafe top for social space and sofa for collaboration.



B

Type Office

If space is a luxury, there is always an option to include a pantry area within the space. Add in a sofa bank for sharing and presentation area to complete the look of the office.



C

Type Office

Simply add in more elements to complete the wholesome look of the office space. DAYS OFFICE provide the complete solutions to continue to add in more elements if space allows.



DAYS TABLE
DAYS CHAIR
LOUNGE TABLE
LOUNGE CHAIR
COLLABORATIVE
FOCUS
PARTITION
STORAGE
WHITEBOARD

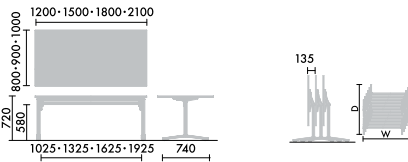


flip top

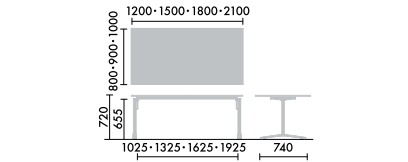
Flip top comes with an impressive flat base shape. flip top is an ideal table that cater for meeting to use it for solo work in a relaxed surrounding. It sits in seamlessly in various situation and events. Also, the trait of the table is it's mobility that can not be imagined from an elegant base design whereby is borne out of an extremely low floor caster. Along with the flap function, it is easy for storage purpose.

Type Variations and Dimensions

Large Size



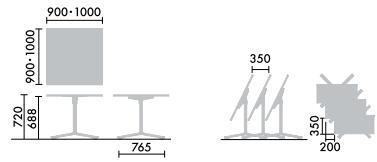
XY-TFT128F • 158F • 159F • 188F • 189F • 219F • 211F



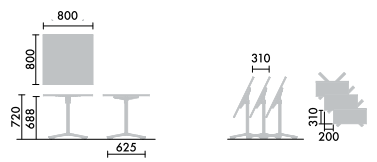
XY-TFT128 • 158 • 159 • 188 • 189 • 219 • 211

W 1200	D 800	H 720	XY-TFT128
W 1500	D 800	H 720	XY-TFT158
W 1500	D 900	H 720	XY-TFT159
W 1800	D 800	H 720	XY-TFT188
W 1800	D 900	H 720	XY-TFT189
W 2100	D 900	H 720	XY-TFT219
W 2100	D 1000	H 720	XY-TFT211

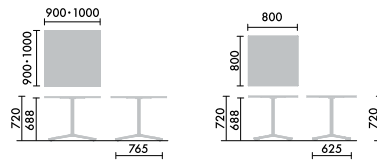
Middle Size



XY-TFT99F • 1010F



XY-TFT88F

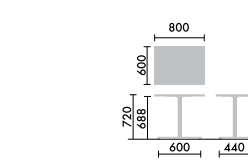


XY-TFT99 • 1010

XY-TFT88

W 800	D 800	H 720	XY-TFT88
W 900	D 900	H 720	XY-TFT99
W 1000	D 1000	H 720	XY-TFT1010

Small Size




XY-TFT68

W 600	D 800	H 720	XY-TFT68
-------	-------	-------	----------


Material Selections

Leg Finish Options

Paint



SAA



E6A

Plating



P

Top Plate Colour Options

Melamine Decorative Board



PAWNN



MN0NN



MN1NN



MNBNN



MV3NN



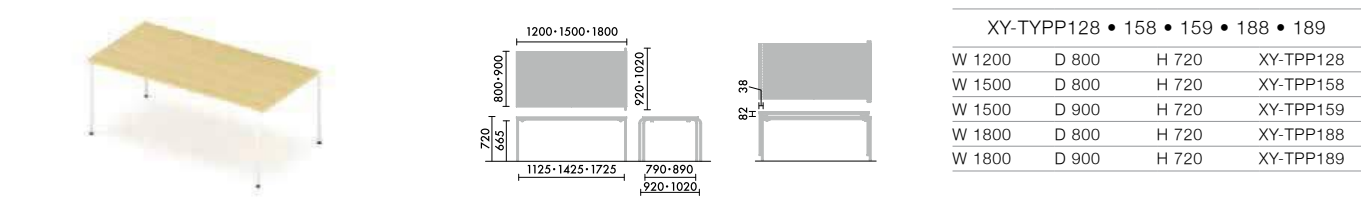
pile pipe



Pile pipe is a seamless design “one stroke” writing table. We pursued a simple beauty of minimalist that reduced complexity and yet embracing calm of the outlook, and it becomes a table with a simple shape and warmth, light expression.

Moreover, this design is not only beautiful but practical and functional. You can stack the table to save space and also comes with a hidden castor for easy transportation.

Dimensions



Material Selections

Leg Finish Options

Paint

SAA

E4A

E6A

Top Plate Colour Options

Melamine Decorative Board

PAW

MN0

MN1

MNB

MMG

PAW

MN0

MN1

MNB

MMG

Details




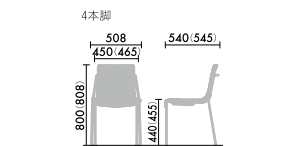

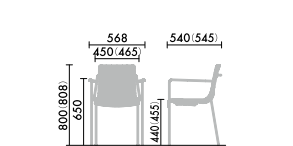

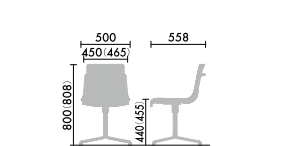

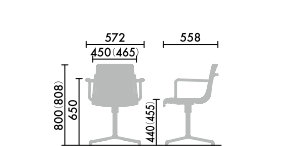
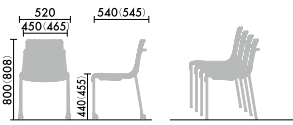
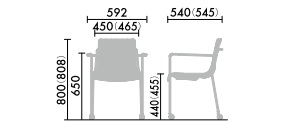
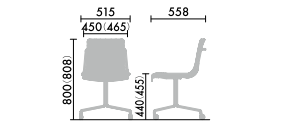
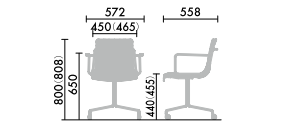


offset frame

designed by  E~ID~ ☺.
















offset frame chair is casual stacking chair that has a variety of purposes ranging from placing it in meeting areas or open spaces of an office. Although the composition of the chair is simple, comprised of the combination of a plastic resin shell with a unified back and seat section and a metal frame, it has a design feature detailing the frame section slightly “protruding” from the shell.

Type Variations and Dimensions

4 Legs		Cross Leg	
Without Arms	With Arms	Without Arms	With Arms
  XY-COF1N	  XY-COF2N	  XY-COF3N	  XY-COF4N
 XY-COF1(-VN)	 XY-COF2(-VN)	 XY-COF3(-VN)	 XY-COF4(-VN)

Material Selections

Back Seat Material Options

Resin	Fabric	Leather
 PAW	 K9B5	 VAE6
 E2	 K9C2	
 E6	 K913	
 2K	 K912	
 38	 K92L	
 9J	 K95H	
	 K952	
	 K99L	

Leg Finish Options

Paint	Plating
 SAA	 E6A
	 M



wood side

The wood side is a wooden chair featuring a clean cut designed leg and a backrest that wrapped around your back. Its shape and warmth of natural wood colour finishes are easy on the eyes, ideal for a breakout zone for a little breather or lunch.Perfect for a social space and of course they can be easily stack away when not in use.



wood tilt bench

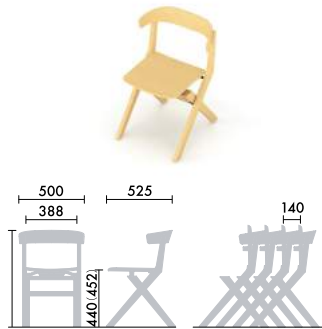
Tilt wood bench is a wooden bench made to match the tilt. The bench without a backrest is designed with an open-minded and casual impression. It is flexible, looks relaxing for the causal users. It can accommodate from a handful of people to even a group.



Type Variations and Dimensions


Wood Side

Standard Type



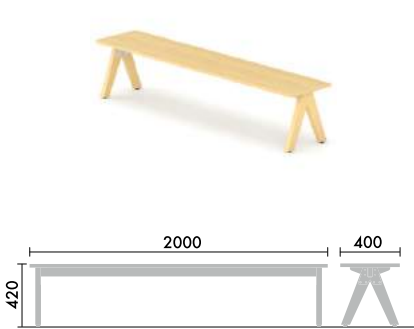
XY-CWS1

High Type



XY-CWSA

Wood Tilt Bench



XY-CWT 204

Material Selections

Wood Side Colour Options

Melamine Decorative Board



Seat Pad Options

Fabric



Wood Tilt Bench Colour Options

Melamine Decorative Board





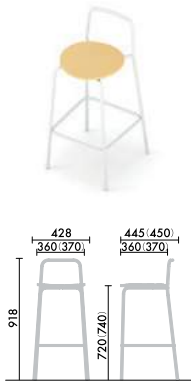
hang like

Hang-like is a design that looks like "hooked", with four distinctive backs in an infinitely simple frame. Depending on the combination of shape and colour, by combining the right combination, it is capable to enrich the expression of the space. With its palette of colours, it adds the touch of cosiness to the ambience.

Type Variations and Dimensions

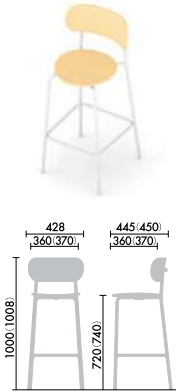
High Type

Without Back



XY-CHLA

With Back



XY-CHLB

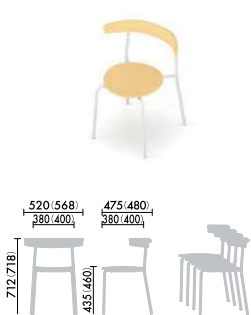
Standard Type

Without Back




XY-CHL1

Small (Fine)




XY-CHL2

Mid




XY-CHL3

Large



XY-CHL4

Special Shape



XY-CHL5



Material Selections

Without Back Options



Wood Type

Seat



W70



W73



W2G



W2W



W2B

Fabric Type

Seat



K9C2



K9B5

With Back Options



Wood Type

Back and Seat



W70N



W73N



W2GN



W2WN



W2BN



W70N



W73N



W2GN



W2WN



W2BN

Wood and Fabric Type

Seat



W70




W73



W2G



W2W



W2B

Seat




K9C2



K9B5

Frame Colour Options

Colours



SAA
White



E4A
Medium Grey



E6A
Black



MJA
Cocoa Brown



2KA
Smoky Mint



6NA
Abyss Blue

Lounge Lobby

Lounge Table

Region	p.310
Perso	p.316

Lounge Chair

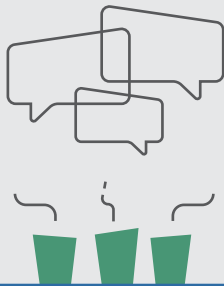

Arceed	p.320
Any Sofa	p.326
Metti	p.332
Settle	p.338
Chess	p.342
CK750	p.346
Coode	p.350
Mycket	p.358
Plocka	p.366

Collaborative

Fore	p.374
------	-------

Focus

Notion	p.380
Interval	p.384



DAYS TABLE

DAYS CHAIR

LOUNGE TABLE

LOUNGE CHAIR

COLLABORATIVE

FOCUS

PARTITION

STORAGE

WHITEBOARD



- DAYS TABLE
- DAYS CHAIR
- LOUNGE TABLE
- LOUNGE CHAIR
- COLLABORATIVE
- FOCUS
- PARTITION
- STORAGE
- WHITEBOARD

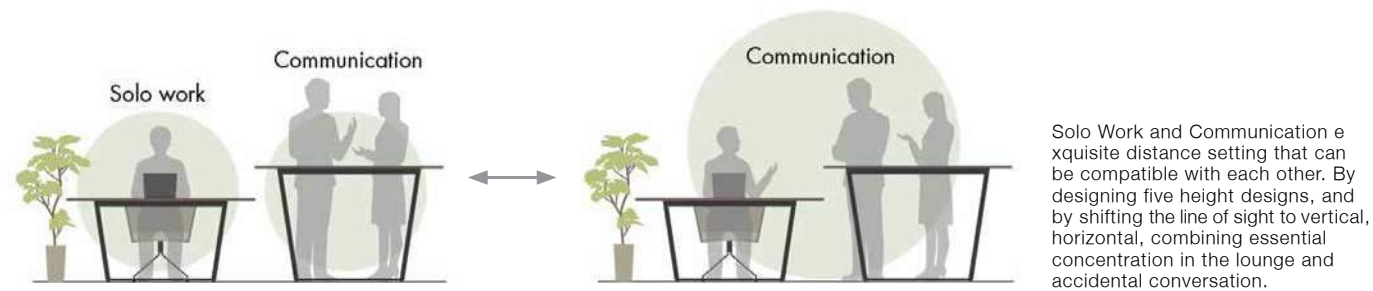
Region

Creating a cosy ambience within the business environment setting.
Region is a table that combines design with flexibility. Its natural finishes and combination of colours and materials make the whole office environment cosy.



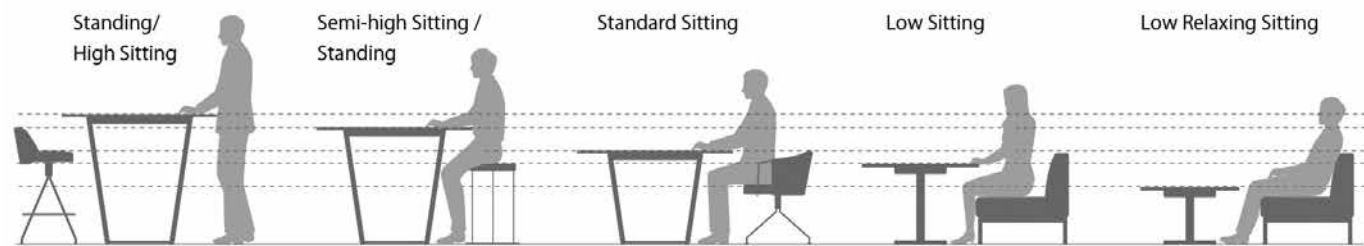
Flexibility and Collaborative

Region table aims to create a cosy and comfortable environment within an corporate office surrounding. The natural look of the tables helps to make the users feel relaxed while providing a different setting for various type of work style.



Variations that can make a variety of space creation, combinations are also possible

Depending on the combination of items, setting according to your needs is possible. Big table which becomes a hub of the space, a round table which can be enclosed by 5 to 6 people, etc. We have various sizes to choose according to the application.




Material Selections




Table Top Colour Options

Linoleum



Melamine



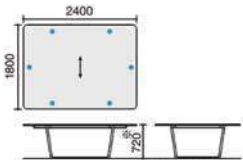
Leg Colour Options



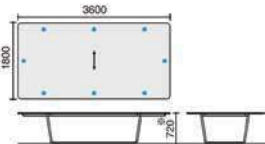


Type Variations and Dimensions

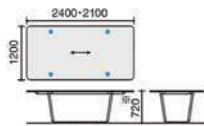
Box Leg
Rectangle Table



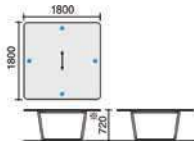
LT-RG2418M



LT-RG3618M

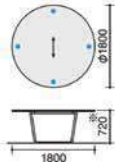


LT-RG2412M • 2112M

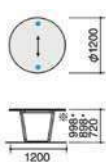


LT-RG1818M

Round
Meeting Table

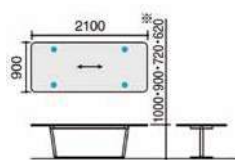


LT-RGC18M

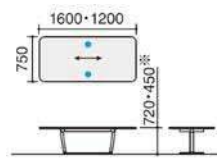


LT-RGC12

T-Shape Leg
Meeting Table

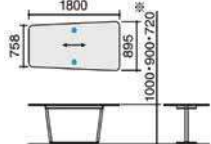


LT-RG219

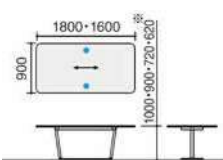


LT-RG167 • 127

Trapezium
Meeting Table



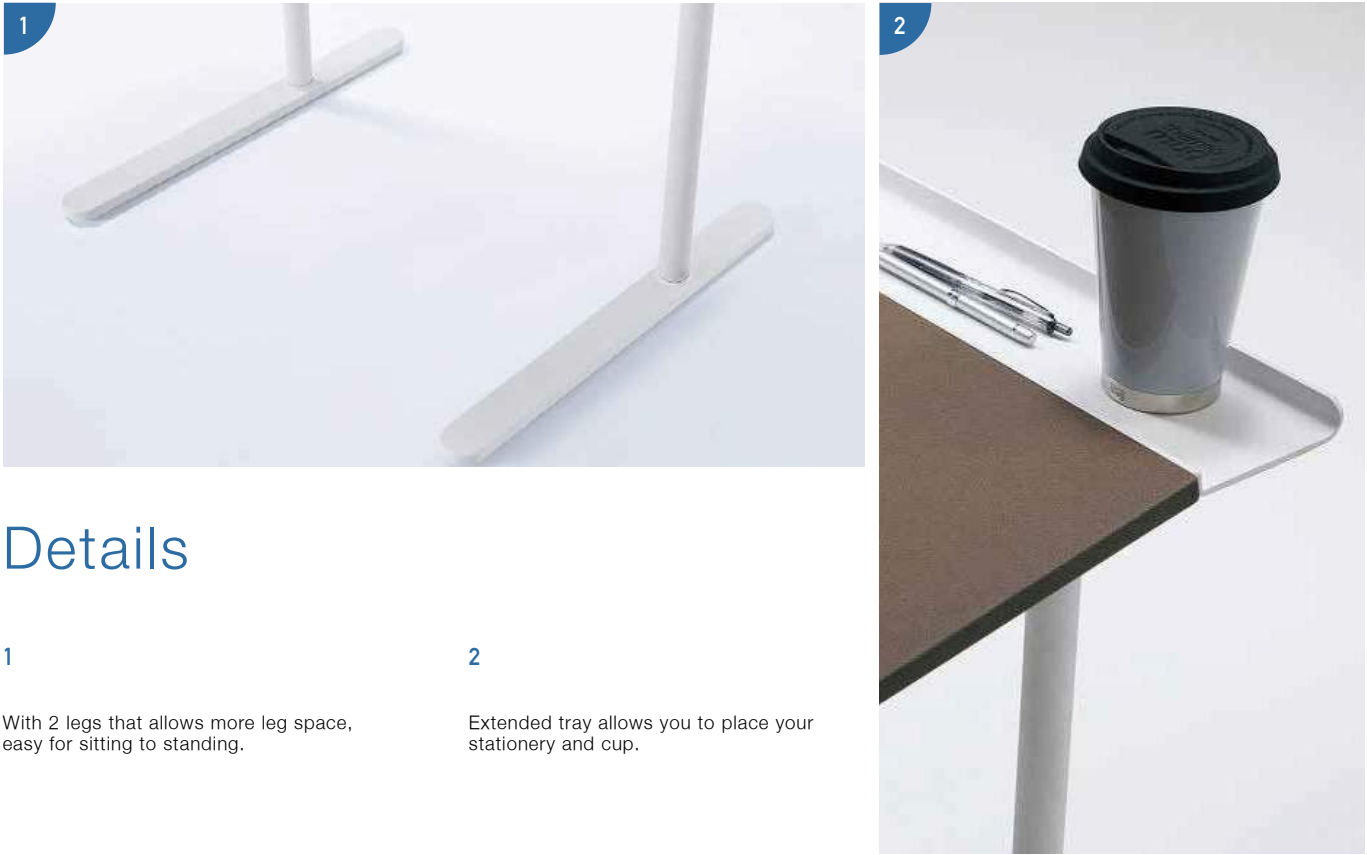
LT-RGD189



LT-RG189 • 169



Perso



Details

- 1
- With 2 legs that allows more leg space, easy for sitting to standing.
- 2
- Extended tray allows you to place your stationery and cup.


Type Variations and Dimensions

Tilt Type

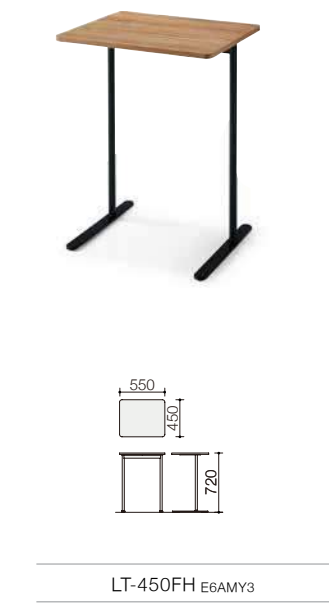


Flat Type

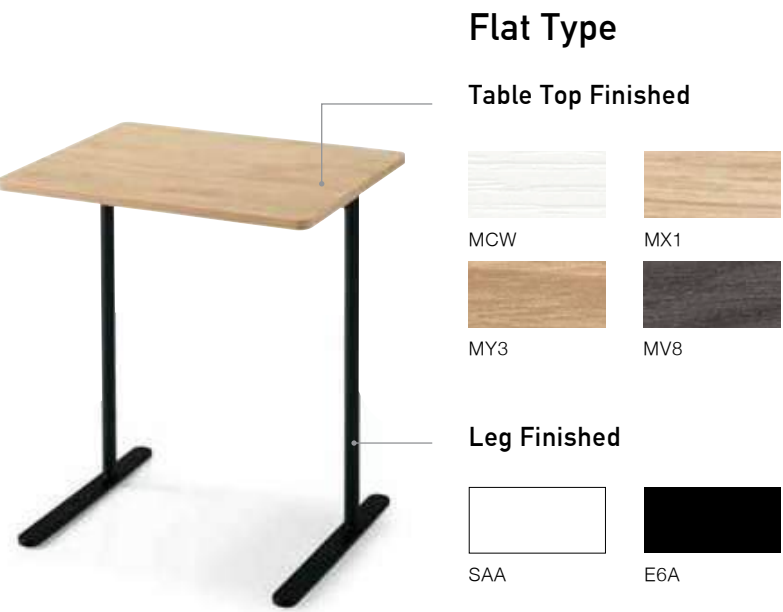
Tilt Type Single Work Desk



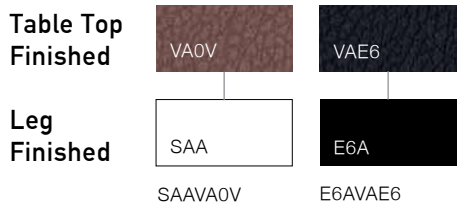
Single Work Desk H720



Material Selections



Tilt Type





ARCEED

Inspired from Kokuyo Japan's COLLESSO, ARCEED features the modular design for flexible layout arrangement. This living-like design furniture that is suitable for casual meeting, relaxing solo work and light discussion.



Details

- 1


Sharp, clean lines give the sofa the modern look, without sacrificing comfort and appearance.
- 2

With the cushion back design in curve shape, it allows the user to sit comfortably in a diagonal position.
- 3


A system structure that can freely combine seat, top board, and frame according to the layout.
- 4

The sofa can be configure in a row for more users to use and work on without feeling too close to the person next to you.

Material Selections




Worktop Colour Options



Seat and Back Cushion Fabric Options



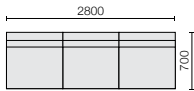
Leg Frame Colour Options





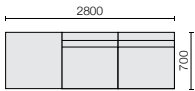
Type Variations and Dimensions

Sofa



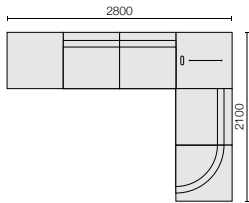
AR-FB30SB
AR-SB10

Sofa with
Side Table



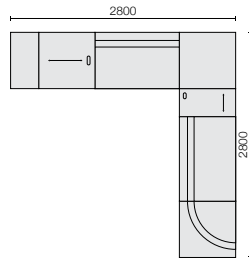
AR-FB30SB
AR-C90-AR-SB10
AR-TB10W/M/C/L

L-Shape Sofa with
Side Table



AR-FB30SB-AR-2W20SB
AR-C90-AR-SB10-AR-S10
AR-TB10W/M/C/L

L-Shape Sofa with
Side Table



AR-FB30SB-AR-2W30SB
AR-C90-AR-SB15-AR-S10-AR-S05
AR-TB10W/M/C/L-AR-TB05W/M/C/L

DAYS TABLE

DAYS CHAIR

LOUNGE TABLE

LOUNGE CHAIR

COLLABORATIVE

FOCUS

PARTITION

STORAGE

WHITEBOARD



Any Sofa

The voluminous design creates a casual atmosphere. A unit sofa with casters on one side that allows for comfortable movement, and its presence creates a casual atmosphere. Unit sofa with casters on the front side for swift mobility.

Voluminous presence
creates a casual
atmosphere.



**Unit sofa with casters on one side
for comfortable move**

A unit sofa that can be freely combined
according to all space with handle and
casters on one side. The voluminous
design create a comfort feeling.

In addition, the back support cushion is
fixed to the seat with a zipper, so it will
not fall off when the sofa moved.



**Balances sitting comfort
and work posture**

While it has a plump seat and comfort-
able, the height and depth of the seat
are suitable for working posture, and it
support ergonomic posture.

In addition, the handle part is integrated
with frame as a backrest can hold the
back softly.





Details

- 1

Fastener fixed cushion

The back cushion is fixed to the seat with a zipper, so it won't fall off when you move the sofa.
- 2

Slanted frame configuration

The back frame is sloped from bottom to top, so the handle will not get in the way when laid out on a wall.
- 3

Caster

It has polyurethane-wrapped casters that won't scratch the floor even on hard floors like wood flooring.

Material Selections



Frame & Fabric Colour Options

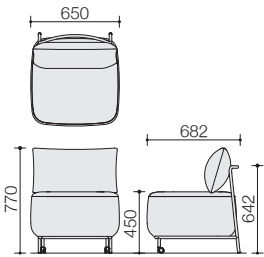
Frame			
Fabric			
	E6AG2E6	E2AG2E2	Q6AG2Q6
Frame			
Fabric			
	39AG239	9GAG29G	1SAG21S



Type Variations and Dimensions

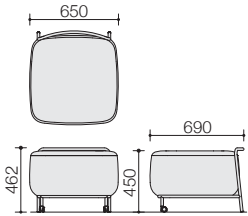
Sofa Type

With Backrest



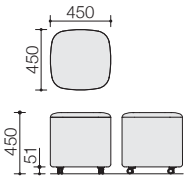
NAN-L1C

Without Backrest



NAN-B1C

Stool Type



NAN-S1C



DAYS TABLE

DAYS CHAIR

LOUNGE TABLE

LOUNGE CHAIR

COLLABORATIVE

FOCUS

PARTITION

STORAGE

WHITEBOARD

METTI

Supports a comfortable posture and design that feels rich. Metti supports various sitting postures and achieves relaxed concentrated and creative work. The angle of the cushion can be adjusted soundlessly in a range of 30°.



Details

- 1
- Adjust the reclining angle to switch between relaxation and work mode
- The tilting backrest supports both active work where you sit up while working, and work while relaxing. The cushion can be adjusted steplessly with intuitive operation, and there is no operation sound, so you won't feel any discomfort.
- 2
- An ottoman that supports a relaxed posture
- Ottoman that shaped like a shogi game piece, allows you to position your legs according to your preference. Supports PC work while relaxing or on your lap. The swaying motion activates your thoughts and creates a pleasant time.

Material Selections

Seat Bottom and Ottoman Top/Bottom

Seat, Ottoman and Cushion Fabric Colour Options

GFEC

GFE2

GFM6

GFMG

GF1S

GFQ6

GFT7

GF0Y

Accessory Options

Ottoman

The top and bottom are covered with non-slip material. You can choose the side color to match your sofa.

Mobile Cushion

You can place it in any position and lean against it. The non-slip upholstery on the bottom keeps you firmly in position.

Power Supply Unit (2 ports)

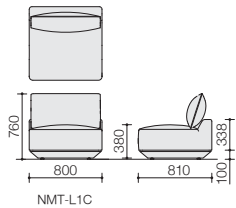
It can be installed at the foot between the sofas.



Type Variations and Dimensions

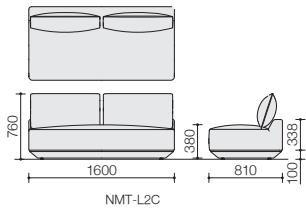
Seat Type

1 Seat



NMT-L1C

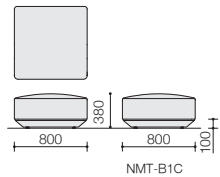
2 Seats



NMT-L2C

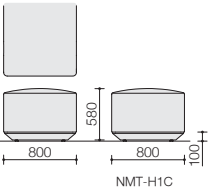
Bench Type

Low Bench



NMT-B1C

High Bench



NMT-H1C

2 Seats + Low Bench Setting

This set creates a casual atmosphere by adding two seats and a bench that is easy to sit on from anywhere.



2 Seats + High Bench Setting

The high bench on the side is an effective set that can be used as an armrest or when stopping by.



Corner Setting

This is a standard L-shaped set for sofa meetings and refresh lounges.



Corner + High Bench Setting

Part of the corner is a high bench, making it easy to stop by.



3 Seats Setting

This is a 3 seat reclining set that can be used in a variety of spaces such as lounges and refreshments.



High Bench Setting

You can sit down from anywhere around it, making it suitable for entrances and lobbies.





SETTLE

DAYS TABLE

DAYS CHAIR

LOUNGE TABLE

LOUNGE CHAIR

COLLABORATIVE

FOCUS

PARTITION

STORAGE

WHITEBOARD

A new lounge chair that blends beautifully into the lounge space and also has a work function.



Type Variations and Dimensions

Coated Legs Type

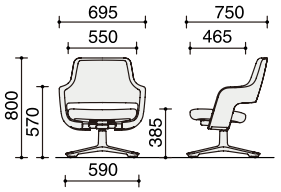


K06-B820CW-GFEC1

Aluminium Polished Leg Type



K06-P820CW-GFMG1



Details

1

Supports standing and sitting with the rotation function of the back seat. The ability to change body direction makes it easier to communicate with the surroundings.

2

Uses low-floor casters that are difficult to see. This allows flexible settings without compromising the lounge atmosphere.



Material Selections



Back and Seat Colour Options (Fabric)

GFEC Dim Grey	GFE2 Light grey	GFM6 Dark Greige	GFMG Mild Beige
GFQ6 Deep Green	GFT7 Navy	GF0Y Pale Terracotta	GF1S Olive Yellow

Leg Finished

E6A Black	P Polished

Adopting a locking function, widely supports from light work to relaxation. Turn a lounge space into a workspace.





- DAYS TABLE
- DAYS CHAIR
- LOUNGE TABLE
- LOUNGE CHAIR
- COLLABORATIVE
- FOCUS
- PARTITION
- STORAGE
- WHITEBOARD

CHESS

Combination of rotation of seat and movement of caster,
A chair that encourages free movement.



Type Variations and Dimensions

White



K08-DZ82CW-MHE21

Black



K08-DZ82CW-ET0Y1


Natural
(Beech Clear)











K08-DZ82CW-G12J1






Material Selections



Seat Colour Options

 GHEC Dim Gray	 GHE2 Light Gray	 GHQ6 Deep Green	 GH2J Opal Green
 GHT7 Navy	 GH39 Ash Turquoise	 GH0Y Pale Terracotta	 GH1S Olive Yellow

Body Colour Options

 MMH Dim Gray	 MET Black	 WG1 Maple
--	---	---



CK-750

A variety of height and color is available. A stool that creates lively networking.

DAYS TABLE

DAYS CHAIR

LOUNGE TABLE

LOUNGE CHAIR

COLLABORATIVE

FOCUS

PARTITION

STORAGE

WHITEBOARD

Material Selections



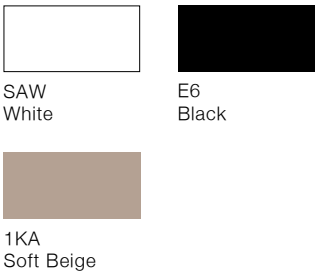
Stack Sample

Seat/Seat plate : Plywood,
Cushion: Tip urethane, Slab urethane


Legs / Round Steel Φ9, chromium plating,
melamine coated paint

Number of stackable chairs:
CK- (M) 750 • (M) 751: 5 high
CK-(M) 752 : 3 high


Colored Leg Option



Coated Legs




Seat Fabric Colour Options



Customization

The colorful windowpane pattern creates a casual atmosphere

Seat (Fabric) Ribbon



Type Variations and Dimensions

Low Type

Recommended Table Height H620	
Coated Legs	K18-B81C
Colored Legs	K18-(C·M·B·W·Z)

Middle Type

Recommended Table Height H720	
Coated Legs	K18-M83C
Colored Legs	K18-(C·M·B·W·Z)

Middle High Type

Recommended Table Height H900	
Coated Legs	K18-W84C
Colored Legs	K18-(C·M·B·W·Z)

High Type

Recommended Table Height H1000	
Coated Legs	K18-B85C
Colored Legs	K18-(C·M·B·W·Z)

*CK-(M) 753 cannot be stacked.



COODE

Creating a relaxing atmosphere has been the way forward for the modern office environment. A social space whereby people could socialize, get together and connect. COODE is designed collectively to bring a relaxing and yet classy ambience to the environment.



Type Variations

Chair

Expose Armrest /
With Cushions



Conceal Armrest /
With Cushions



Expose Armrest /
Without Cushions



Conceal Armrest /
Without Cushions



High Chair

Duo Colours
Combination



Single Colour
Combination



High Stool



Material Selections



Leg and Armrest
Colour Options



Wooden Legs



Seat and Back Cushion Fabric
Colour Options




Accessory Options



Dimension
W450 x D110 x H250mm

Cushion Fabric Colour Options



All colours as shown may vary from actual colour.
All specifications are subject to change without prior notice.

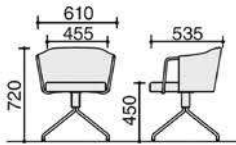




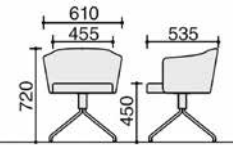
Dimensions

Chair Fixed Legs

With Expose Armrest

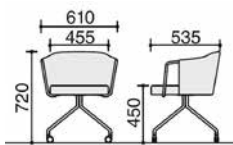


Without Expose Armrest

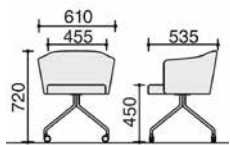


Chair on Caster

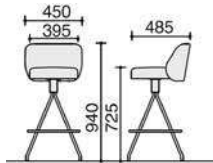
With Expose Armrest on Castors



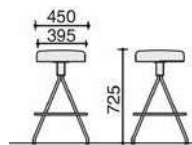
Without Expose Armrest on Castors



High Chair



High Stool





Mycket



Details

- 1

Consideration of easily pulling

Newly design of floor gliding legs reduced the sensitive noise from the floor while standing or sitting.(4 legs type)
- 2

The shape of back rest supporting the hand bag

It creates a gentle curve so that a small hand bag will not slip easily from the back edge.
- 3

Full round seat

The rounded seat shape makes it easy to sit down from any direction.
- 4


30 mm thick cushion

We adopt thick urethane and support body comfortably.


Material Selections




Leg Options



W
White



B
Black



M
Plating

Seat and Back Options

PP Sheet



E6
Black



E2
Light Gray



M6
Dark Greige



1K
Soft Beige




38
White Turquoise



AG
Persian Red


Plywood Sheet




MY3
Timber Medium

Seat Pad Options


Fabric




G2E5
Dull Gray




G2MA
Medium Greige



G2Q6
Deep Green



G2T7
Navy



G20Y
Pale Terracotta

Eco PVC Leather



VZE6
Black

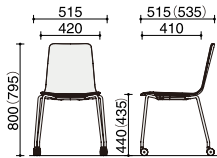


VZEN
Bright Grey



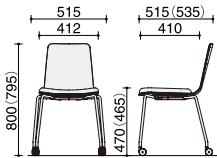
Caster Legs Type

PP Sheet
without Seat Pad



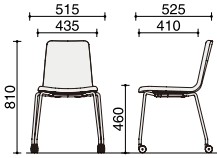
K03-M20-E2x1

Plywood Sheet
with Seat Pad



K03-B23-MY3GYEC2

Stuffed

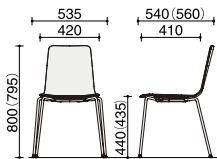


K03-W24-GY5JX2

Type Variations and Dimensions

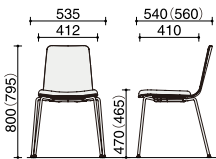
4 Legs Type

PP Sheet
without Seat Pad



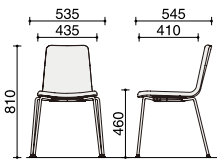
K03-B00-38x2

Plywood Sheet
with Seat Pad



K03-W03-MY3GY0x1

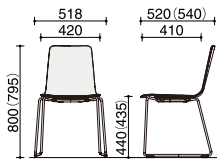
Stuffed



K03-M04-GYECx2

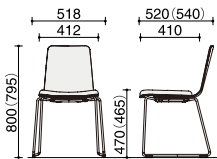
Circle Legs Type

PP Sheet
without Seat Pad



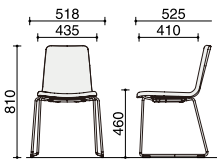
K03-B30-AGx2

Plywood Sheet
with Seat Pad



K03-B32-38GY5J2

Stuffed



K03-W34-GY0xx2

Type Variations and Dimensions

High Chair Type

PP Sheet
with Seat Pad



K03-W42-E2GYEC2

Plywood Sheet
with Seat Pad



K03-M43-MY3VZE62

Stuffed



K03-B44-GYLKx2

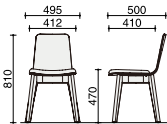

Wooden Legs Type

PP Sheet
without Seat Pad



K03-D00-AGX2

Plywood Sheet
with Seat Pad



K03-D02-38VZEN2

Stuffed



K03-D04-GY0xx2





- DAYS TABLE
- DAYS CHAIR
- LOUNGE TABLE
- LOUNGE CHAIR
- COLLABORATIVE
- FOCUS
- PARTITION
- STORAGE
- WHITEBOARD

Plocka

A chair series that combines a variety of variations that fit the taste of various cafes and lounges with ease of use.



Details

- 1

Consideration of easily pulling

Newly design of floor gliding legs reduced the sensitive noise from the floor while standing or sitting.(4 legs type)
- 2

The square shape of back seat

The square shape of Back Seat allows you to sit comfortably and leisurely, and being conscious of body pressure dispersion.
- 3


30 mm thick cushion

We adopt thick urethane and support body comfortably.


Material Selections




Leg Options



W
White



B
Black



M
Plating

Seat and Back Options

PP Sheet




E6
Black



E2
Light Gray



M6
Dark Greige



1K
Soft Beige




38
White Turquoise



AG
Persian Red

Plywood Sheet



MY3
Timber Medium

Seat Pad Options

Fabric



G2E5
Dull Gray




G2MA
Medium Greige



G2Q6
Deep Green



G2T7
Navy



G20Y
Pale Terracotta

Eco PVC Leather



VZE6
Black



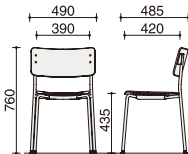
VZEN
Bright Grey



Type Variations and Dimensions

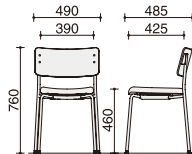
4 Legs Type

Back·Seat PP Sheet



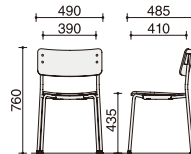
K05-W00X-38381

Back PP Sheet
Seat Cushion (Leather)



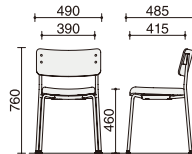
K05-B02S-VZE6E1

Back·Seat Plywood
Sheet



K05-B01X-MY3MY31

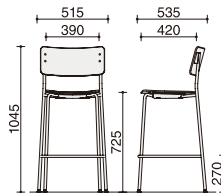
Back Plywood Sheet
Seat Cushion (Fabric)



K05-M03C-GY5JMY31

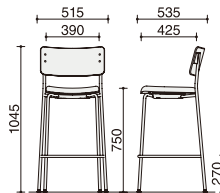
High Chair Type

Back·Seat PP Sheet



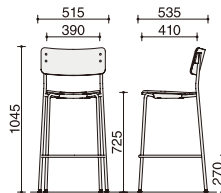
K05-W10X-AGAG1

Back Seat PP Sheet
Seat Cushion
(Leather)



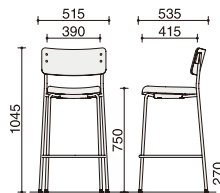
K05-M12S-VZE6E21

Back·Seat Plywood
Sheet



K05-M11X-MY3MY31

Back Plywood Sheet
Seat Cushion (Leather)



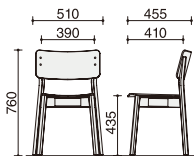
K05-B13S-VZENMY31



Type Variations and Dimensions

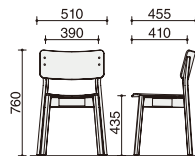
Wooden Legs Type

Back-Seat PP Sheet



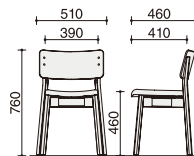
K05-D00X-E2E2 1

Back-Seat PP Sheet



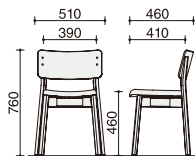
K05-D00X-3838 1

Back PP Sheet
Seat Cushion (Fabric)



K05-D02C-GY5JAG 1

Back PP Sheet
Seat Cushion (Leather)



K05-D02S-VZE6E6 1





- DAYS TABLE
- DAYS CHAIR
- LOUNGE TABLE
- LOUNGE CHAIR
- COLLABORATIVE
- FOCUS
- PARTITION
- STORAGE
- WHITEBOARD

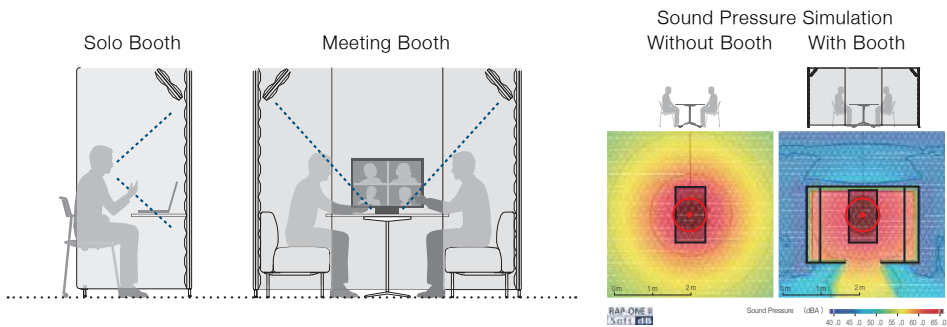
fore

The booth that matters in the world of noise and privacy. The sound absorption features and coziness encourage conversation between workers. A panel booth system that takes the sound environment into consideration.



High Sound-Absorbing Effects

The sound environment can lead to a decrease in productivity, such as concerning about the sight and sounds of those around you, or the voices of workers that talking to each other or the sound of speakers will disturb those around you, or the echoing of sounds making it difficult to hear.



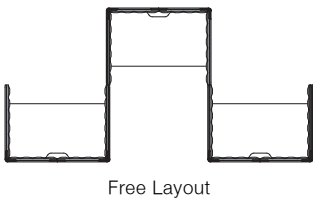
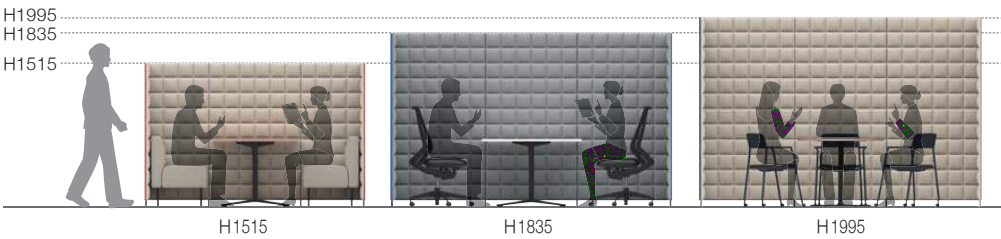
Fore has high sound absorption performance, with a sound absorption coefficient of 0.48 to 1.04 in the frequency range that is often included in human voices (500 to 1000Hz).

By enclosing the booth will effect in a high sound absorption and shielding which reducing sound leakage to the outside of the booth.

The panel system can be adjusted in a variety of scenes.

Selectable height and free layout. You can create the scene you want by freely combining panels.

H1515mm type: Can not make eye contact with people who pass by.
H1835mm type: Do not have to worry about people seeing you.
H1995mm type: Highly enclosed feeling and the highest sound absorption.



Type Variations

Solo Chair Booth



Meeting Chair Booth



Project Booth



Solo Sofa Booth



Meeting Sofa Booth



Utility Booth



Material Selections

Panel / Cushion Colour Options

Internal Cushion

KNE3
Light Grey

External Fabric

KNE4
Medium Grey

KNT7
Navy

KNQ6
Deep Green

Internal Cushion

KNM1
White Brown

External Fabric

KNM6
Dark Greige

KN9G
Ash Pink

KN1S
Olive Yellow

KN0Y
Pale Terracotta

Internal Cushion & External Fabric


KNE3
Light Grey

KNM1
White Brown




Accessory Options

Roof



Shelf board



Monitor stand



Whiteboard



Dimensions

Solo Chair Booth

PFR-APD1310•1010

Solo Sofa Booth

PFR-BSD1313

Meeting Chair Booth

PFR-CPD

Meeting Sofa Booth

PFR-CCD



- DAYS TABLE
- DAYS CHAIR
- LOUNGE TABLE
- LOUNGE CHAIR
- COLLABORATIVE
- FOCUS
- PARTITION
- STORAGE
- WHITEBOARD

Notion

Notion is a browsing chair that is designed to support activity based working (AWB) by providing user a private, personal, relaxing space in which to focus on their work while still maintaining a connection with their surrounding.




Designed ergonomically to achieve a natural browsing position, the body is comfortably supported from the shoulder blades down to the arms.



A volume that makes you feel fine and relaxing. Seat and frame to keep the space clear.

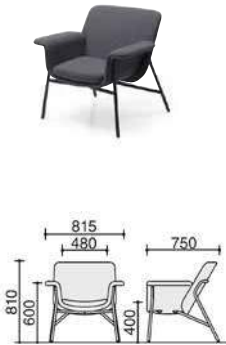
Type Variations and Dimensions

High Back Type



CN-100

Low Back Type



CN-105

Side Table Type



CN-T100

Material Selections



Leg Colour Options



SAA




E6A

Fabric Colour Options



GY6J



GY2G



GY5J



GYM5



GYLK



GY0W



GY0X



GYEG



GYEB



GYEC

Side Table Top Options



MVW



MW1



MY3



MU8

All colours as shown may vary from actual colour. All specifications are subject to change without prior notice.



- DAYS TABLE
- DAYS CHAIR
- LOUNGE TABLE
- LOUNGE CHAIR
- COLLABORATIVE
- FOCUS
- PARTITION
- STORAGE
- WHITEBOARD

interval

Interval is a seat-table ensemble was designed to support activity-based working (AWB) by providing users with a semi-private, relaxing space in which to focus on their work while still maintaining a connection with their surroundings.



Details

1

Screen panel with appropriate shielding feeling, offers a cozy space for users.

2

A large table top that continues to the elbow, provides a more comfortable working experience.

3

Legs comes with adjusters to allow for adjustments when installing multiple, adjacent panels.



Material Selections

Panel / Cushion Colour
Base Colour

NC136

Accent Colours

NC027 NC116 NC178
NC014 NC128

Work Top Colour Options

WS1 WS5

Type Variations and Dimensions

2.5 Side Type	2 Side Type	1.5 Side Type	1 Side Type
NIN-A25	NIN-A20	NIN-A15	NIN-A10

Storage & Occasions Furniture

Lounge Table

Manitto	—	p.390
Japan	—	p.394

Collaborative

Medix	—	p.396
FreeWagon	—	p.402

Focus

Mobi-bo	—	p.406
Materibo	—	p.408





DAYS TABLE

DAYS CHAIR

LOUNGE TABLE

LOUNGE CHAIR

COLLABORATIVE

FOCUS

PARTITION

STORAGE

WHITEBOARD

Manitto

Not blocking, comfortably enclosing knit screen beautifully with magnets.

Type Variations and Dimensions

Straight Type Screen
W1200



H 1600	W 1200	PMN-S1216M-6A
H 1400	W 1200	PMN-S1214M-6A

Straight Type Screen
W900



H 1600	W 900	PMN-S0916M-6A
H 1400	W 900	PMN-S0914M-6A

L-shape Type Screen



H 1600	PMN-L6616M-6A
H 1400	PMN-L6614M-6A

Details



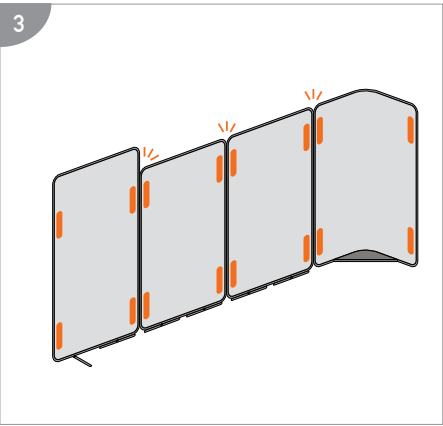
1
Gentle knit materials

A seamless and beautiful texture is implemented by using the one-piece knitting technology that is also used for sweaters. The space beyond the screen can be seen through the stitches, creating a spacious space with a sense of unity without completely blocking your eyes.



2
Rotating legs that fit within a thin screen

Providing only a minimum number of legs for each layout allows you to clearly see the space under your feet. By rotating the legs, the screen can be stacked and stored compactly.





3
Easy connection with magnet

Intuitive simple connection by magnet is possible. With a simple move, anyone can easily remove it. Different heights and types can be connected as well.



Material Selections


Knit Colour Options



GZNEH
Rock Gray



GZNB�
Snow Gray



GZN2R
Grass Green




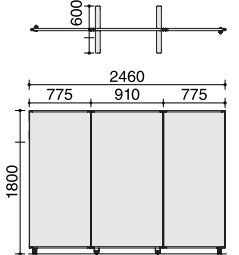

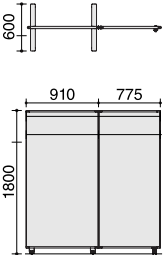

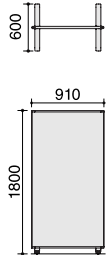
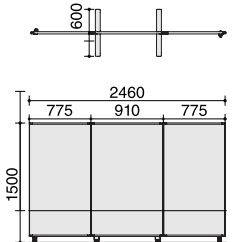
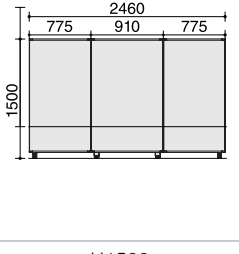
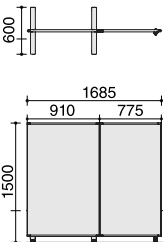
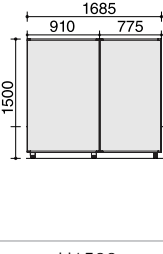
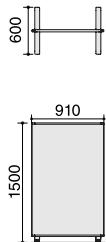
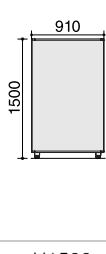
GZNYW
Wheat Yellow



JAPAN

A large mobile whiteboard that allows discussions to continue without interruption. It can also be used as a space partition.

Type Variations and Dimensions

3 Partitions	2 Partitions	1 Partition
  <div><div>H1800</div><div>B03-P318</div></div>	  <div><div>H1800</div><div>B03-P218</div></div>	  <div><div>H1800</div><div>B03-P118</div></div>
  <div><div>H1500</div><div>B03-P315</div></div>	  <div><div>H1500</div><div>B03-P215</div></div>	  <div><div>H1500</div><div>B03-P115</div></div>



Details

- 1
It can be folded and stored, so it can be used in a small space.
- 2
Adoption of low-floor leg wings that can be used neatly at the feet.

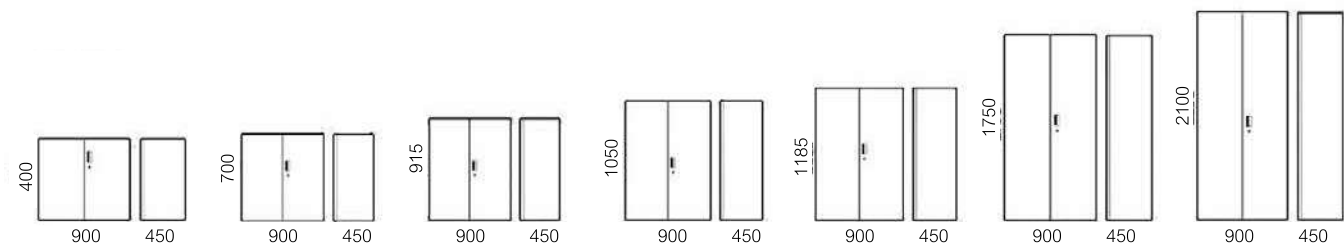


MEDIX

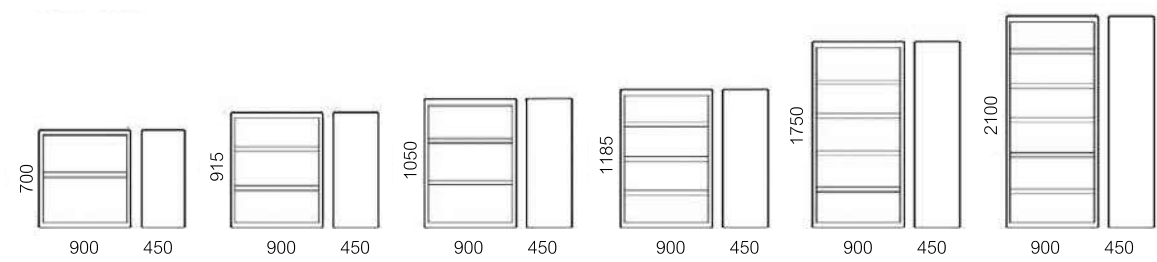
Extensive Variation and Combination. You could choose between open shelves, swing doors, lateral filing and even with a personal locker for different usage and storage purpose. Combining different types of storage units from bottom to top is one of the solutions to maximises the storage space.

Type Variations and Dimensions

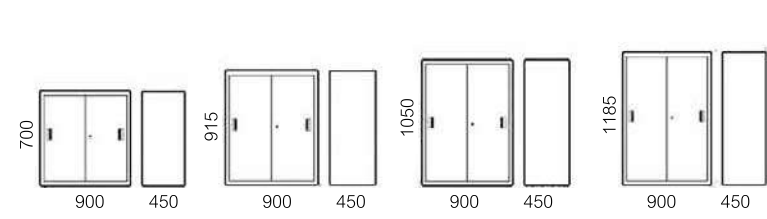
Swing Doors



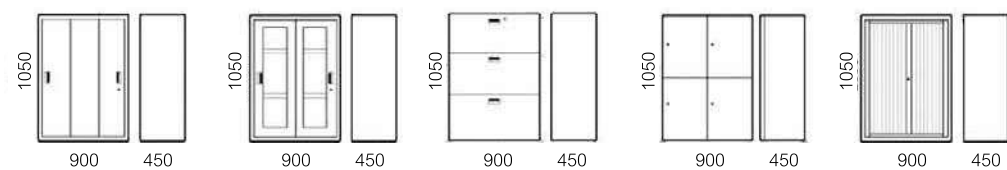
Open Shelves



Sliding 2 Doors



- Sliding 3 Doors
- Glass Doors
- Lateral Drawers
- Locker
- Shutter Door



Storage Space Accomodate to Surrounding Architecture.


Additional Storage area for additional documents. Sliding cabinet system (Business-saver) is the best solution in storing high volume of documents. Setting the cabinets system along the wall, will provide the efficiency in the office space. It helps to create a well-balanced work environment between the storage and work area.

The business-saver unit can be extended by adding additional sliding system by creating more storage if needed.



- Business-saver
Open Shelves Type
- Swing Doors Type
- Swing Doors /
Lateral Drawer Type





Details

1	2	3
More space allocated for all files types	Better door handle design	Master key
All shelving could be easily adjusted to accommodate for both large or small items.	The door handle is designed in a simple rectangular design for easy grip when opening and closing of the door and drawers.	Exchangeable key lock available. All cabinets comes with a master key.

Material Selection

Body Colour



SAW

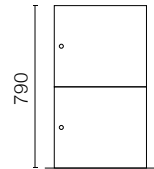


Personal Locker

The Personal locker can be of great use for storing books,document or personal belongings, and it create the most intimate storage space

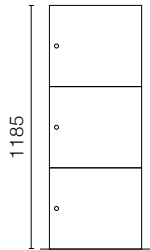
Type Variations and Dimensions

2 Tier



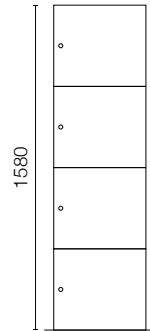
W450xD450xH790

3 Tier




W450xD450xH1185

4 Tier



W450xD450xH1580


Details




Dial Lock
Password lock with 4-digit code that safely secure the items.

Furniture Options

With Mail Hole



Without Mail Hole



Door File Pocket, Shelf, Compartment



Material Selection

Body Colour



SAW
White



SB
Black



DAYS TABLE

DAYS CHAIR

LOUNGE TABLE

LOUNGE CHAIR

COLLABORATIVE

FOCUS

PARTITION

STORAGE

WHITEBOARD

FreeWagon

FreeWagon as the name explain, is a versatile and flexible wagon that work as your assistant. Place them simply by the side of your work desk and you can easily tuck your personal belongings and work tools safely and neatly. FreeWagon comes in standard black and white colour but more vibrant colours are also available to suit your style and preferences.



FreeWagon is a self organising mobile wagon that aim to let the user to organise and place their personal items in a mannerly and neat way. A wagon is designed to work for you, comes with separate shelvings for easy management of your items.

FreeWagon is also generous in storage space and quality in finishes and is developed for durability and sustainability. Comes in different colours, FreeWagon address the storage solutions for your office needs. You can be assure that your documents and personal belongings are properly secure and kept safe at all time.

Details



- 1

By placing frequently used bag at the upper row, it allows easy access when working on the desk.
- 2

A4 Files boxes can be stow at the lower tier. It also allows to store all your big items.
- 3

The design comes with easy to grip handle when moving the wagon around within the office.
- 4

There is a hook that can hold a small bag that is neatly hang by the side of the wagon.



Type Variations and Dimensions

Standard



DFW-K20305-SAWW1



DFW-K20305-E6AB1

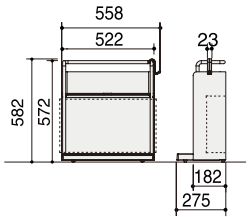
Additional Colors



DFW-K20305-MAB1



DFW-K20305-2HW1



Material Selection



Colour Options

SAW	E6A	MA
2H	OT	



MOBI-bo

Accessory whiteboard with various functional panels. Fold in one action for easy carrying.

Type Variations and Dimensions

Uplift Adjustable Type



B02-S147S1S1-SW1
W1435xD570xH1860



B02-S087S1S1-E61
W835xD570xH1860

Fixed Type



B02-C074S1S1-E61
W845xD570xH1500

Material Selections



Frame Colour Options



SAW
White



E6
Black

Accessory Option



The marker tray is included to reflect the sharpness in detail. You can open and close the marker tray to keep tools such as pen clean.



DAYS TABLE

DAYS CHAIR

LOUNGE TABLE

LOUNGE CHAIR

COLLABORATIVE

FOCUS

PARTITION

STORAGE

WHITEBOARD

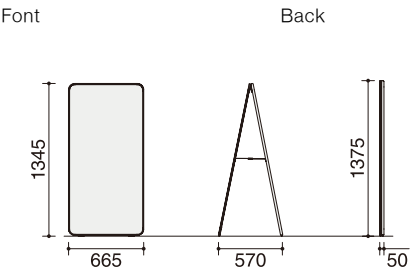
MATERIBO

Accessory whiteboard with various functional panels.
Fold in one action for easy carrying.

Type Variations and Dimensions

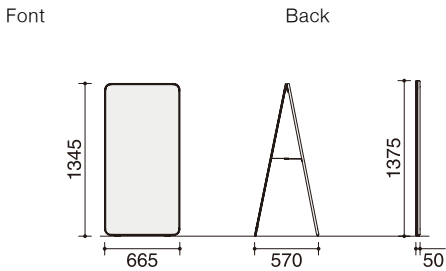
Two Side Type

White Board Type



B01-C067S1S1-X1

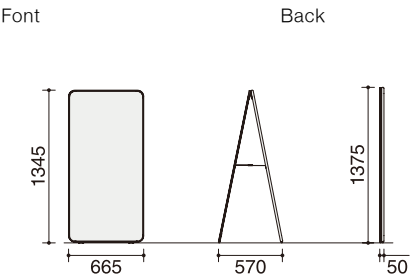
Gray Board Type



B01-C067H2H2-X1

Pin Up Board Type

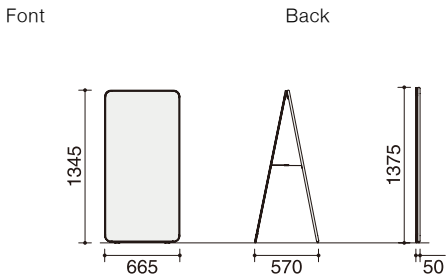
White board



B01-C067S1C2-0Y1

Pamphlet Stand Type



Gray board, with 4 pockets



B01-C067H2C3-2J1



Material Selections





Board


White


Gray

Upholstery


GHEC
Dim Gray


GHE2
Light Gray


GH2J
Opal Green


GH0Y
Pale Terracotta

Accessory Option



The marker tray is included to reflect the sharpness in detail. You can open and close the marker tray to keep tools such as pen clean.

KOKUYO

KOKUYO INTERNATIONAL (THAILAND) CO., LTD.

548 ONE CITY CENTRE BUILDING, 22ND FLOOR
UNIT 2201-2202, PLOENCHIT RD. LUMPINI
PATHUMWAN, BANGKOK 10330

TEL: +66 2 264 5100-3

FB/IG: @KOKUYOTHAILAND



KOKUYO.CO.TH

*THE INFORMATION AND SPECIFICATIONS IN THIS CATALOG ARE SUBJECT TO CHANGE WITHOUT NOTICE DUE TO PRODUCT IMPROVEMENTS. | FOR MORE INFORMATION, PLEASE CHECK THE GENERAL CATALOG